




Royal Hotel
& BRAESIDE


COOKSTOWN 100

Friday 27th & Saturday 28th April 2007

promoted by Cookstown & District MCC
www.cookstown100.co.uk

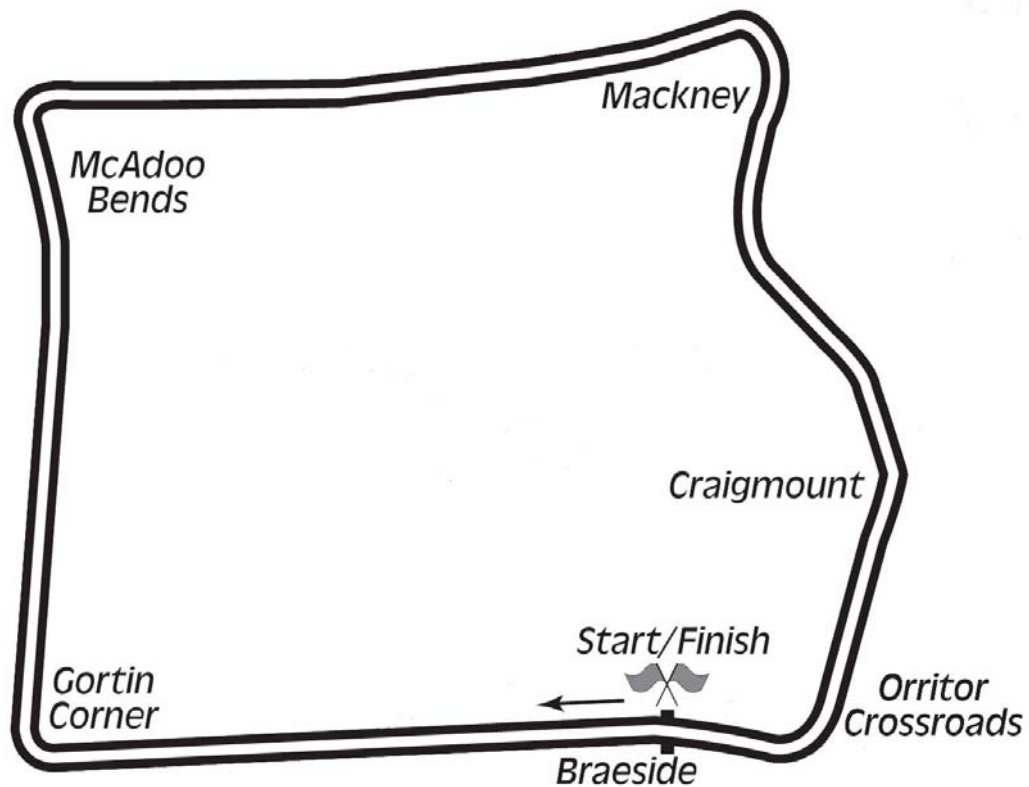


SUPERSPORT 600 A CLASS



Orritor Circuit

2.1 miles



LAP RECORDS

Class	Rider	Machine	m	s	mph	Year
125cc	Darran Lindsay	Honda	1	34.778	79.765	2005
250cc	Davy Morgan	Honda	1	32.262	81.941	2006
Supersport 600	Ryan Farquhar	Kawasaki	1	27.636	86.266	2005
Open 1000cc	Martin Finnegan	Honda	1	25.788	88.124	2006
Support 750cc	Wayne Kirwan	Suzuki	1	32.086	82.097	2006
Support 400cc	Michael Dunlop	250 Yamaha	1	36.181	78.602	2006
Classic 1000cc	Wattie Brown	920 Norton	1	40.273	75.394	2006
Classic 500cc	Colin Rodgers	Honda	1	42.787	73.550	2004
Classic 350cc	Paul Coward	Honda	1	43.421	73.099	2004
Classic 250cc	Geoff McMullan	Suzuki	1	47.294	70.461	2006

THE ROYAL HOTEL & BRAESIDE COOKSTOWN 100

Sorted on Best Lap time

SUPERSPORT 600

Orritor 2.100 Miles

Group A Qualifying

27/04/2007 19:30

Practice

Pos	Class	No.	Name	Machine	Team/Sponsor	Best Tm	Diff	Gap	Best Spd	Lap	Laps	2nd Best
1	600R	86	Cameron DONALD	Honda	Wilson Craig	1:29.028	-	-	84.917	5	6	1:29.944
2	600R	24	Keith AMOR	Honda	Wilson Craig	1:32.355	+3.327	+3.327	81.858	4	5	1:32.692
3	600R	10	Raymond PORTER	Kawasaki	McAdoo/Gortreagh Printing	1:33.149	+4.121	+0.794	81.160	4	5	1:33.150
4	600R	12	John DONNAN	Yamaha	JD's Motorcycles	1:34.077	+5.049	+0.928	80.360	3	5	1:38.228
5	600R	23	Andrew BRADY	Yamaha	GB Racing/Doons Stores	1:34.089	+5.061	+0.012	80.349	4	5	1:35.375
6	600R	35	Trevor FERGUSON	Triumph 675		1:34.199	+5.171	+0.110	80.256	4	5	1:36.448
7	600R	4	Barry DAVIDSON	Honda	Maine Road Racing	1:34.453	+5.425	+0.254	80.040	3	4	1:35.639
8	600R	13	Adrian ARCHIBALD	Suzuki	Relentless Suzuki by TAS	1:34.520	+5.492	+0.067	79.983	4	4	1:34.836
9	600R	49	Conor CUMMINS	Yamaha	Team Millsport Racing	1:34.744	+5.716	+0.224	79.794	3	5	1:37.749
10	600R	18	Shane CONNOR	Yamaha	JD's Motorcycles	1:35.173	+6.145	+0.429	79.434	4	5	1:36.570
11	600R	110	Tim MAHER	Kawasaki	Clankes Hardware	1:35.332	+6.304	+0.159	79.302	3	5	1:36.215
12	600R	27	Leo FITZGERALD	Suzuki		1:35.410	+6.382	+0.078	79.237	4	4	1:36.218
13	600R	70	Victor GILMORE	Yamaha	T Lindsay	1:35.577	+6.549	+0.167	79.099	4	5	1:41.290
14	600R	71	Davy MORGAN	Honda	AutoTech	1:35.842	+6.814	+0.265	78.880	2	5	1:36.957
15	600R	16	John BURROWS	Honda	HM Sports Motorhomes	1:36.088	+7.060	+0.246	78.678	3	4	1:36.570
16	600R	41	James McCULLAGH	Suzuki		1:36.155	+7.127	+0.067	78.623	3	5	1:36.400
17	600R	39	James REDPATH	Yamaha	M.K.	1:36.597	+7.569	+0.442	78.263	4	5	1:36.711
18	600R	14	Carl RENNIE	Kawasaki	Hawk Kawasaki	1:36.627	+7.599	+0.030	78.239	4	5	1:37.356
19	600R	33	Liam QUINN	Yamaha	Team Racing	1:36.692	+7.664	+0.065	78.186	3	5	1:36.718
20	600R	61	John WALSH	Yamaha	Diamond Edge Racing	1:36.718	+7.690	+0.026	78.165	4	5	1:37.479
21	600R	9	Wayne KIRWAN	Yamaha	JD's Motorcycles	1:37.065	+8.037	+0.347	77.886	4	5	1:37.135
22	600R	1	Anthony McCOLGAN	Suzuki		1:37.317	+8.289	+0.252	77.684	4	5	1:38.455
23	600R	76	Andrew NEILL	Yamaha	Moirs MRC	1:37.381	+8.353	+0.064	77.633	3	5	1:37.719
24	600R	30	Wayne KENNEDY	Suzuki	Rainbow Amusements	1:37.644	+8.616	+0.263	77.424	4	5	1:38.413
25	600R	20	David COUGHLAN	Yamaha	ATM Ltd	1:37.684	+8.656	+0.040	77.392	3	5	1:38.315
26	600R	28	Paul GARTLAND	Yamaha		1:37.883	+8.855	+0.199	77.235	4	5	1:38.178
27	600R	34	Dwyer AGNEW	Kawasaki	A.I.R.	1:38.016	+8.988	+0.133	77.130	3	5	1:38.585
28	600R	99	Andrew COURTNEY	Kawasaki	Team Hardship Racing	1:38.508	+9.480	+0.492	76.745	3	5	1:39.598
29	600R	29	Ryan McCAY	Triumph 675		1:38.543	+9.515	+0.035	76.718	4	5	1:38.940
30	600R	123	Declan O'MEARA	Kawasaki		1:39.129	+10.101	+0.586	76.264	3	5	1:39.358

THE ROYAL HOTEL & BRAESIDE COOKSTOWN 100

SUPERSPORT 600

Group A Qualifying

Practice

Orritor 2.100 Miles

27/04/2007 19:30

(86) Cameron DONALD

1	--:--	
2	1:34.643	+5.615
3	1:31.529	+2.501
4	1:29.944	+0.916
5	1:29.028	-
6	2:06.651	+37.623

(18) Shane CONNOR

1	--:--	
2	1:39.686	+4.513
3	1:36.570	+1.397
4	1:35.173	-
5	2:07.712	+32.539

(33) Liam QUINN

1	--:--	
2	1:38.430	+1.738
3	1:36.692	-
4	1:36.718	+0.026
5	2:06.768	+30.076

(99) Andrew COURTNEY

1	--:--	
2	1:39.598	+1.090
3	1:38.508	-
4	1:39.625	+1.117
5	2:02.725	+24.217

(24) Keith AMOR

1	--:--	
2	1:33.813	+1.458
3	1:32.692	+0.337
4	1:32.355	-
5	1:36.279	+3.924

(110) Tim MAHER

1	--:--	
2	1:36.215	+0.883
3	1:35.332	-
4	1:37.858	+2.526
5	2:19.219	+43.887

(61) John WALSH

1	--:--	
2	1:40.880	+4.162
3	1:37.479	+0.761
4	1:36.718	-
5	2:08.416	+31.698

(29) Ryan McCAY

1	--:--	
2	1:42.732	+4.189
3	1:38.940	+0.397
4	1:38.543	-
5	2:04.230	+25.687

(10) Raymond PORTER

1	--:--	
2	1:36.205	+3.056
3	1:33.150	+0.001
4	1:33.149	-
5	2:11.261	+38.112

(27) Leo FITZGERALD

1	--:--	
2	1:38.398	+2.988
3	1:36.218	+0.808
4	1:35.410	-

(9) Wayne KIRWAN

1	--:--	
2	1:40.130	+3.065
3	1:37.135	+0.070
4	1:37.065	-
5	2:07.456	+30.391

(123) Declan O'MEARA

1	--:--	
2	1:40.440	+1.311
3	1:39.129	-
4	1:39.358	+0.229
5	2:05.930	+26.801

(12) John DONNAN

1	--:--	
2	1:38.760	+4.683
3	1:34.077	-
4	1:38.228	+4.151
5	2:07.346	+33.269

(70) Victor GILMORE

1	--:--	
2	1:41.290	+5.713
3	1:42.153	+6.576
4	1:35.577	-
5	2:03.228	+27.651

(1) Anthony McCOLGAN

1	--:--	
2	1:39.364	+2.047
3	1:38.455	+1.138
4	1:37.317	-
5	2:05.233	+27.916

(23) Andrew BRADY

1	--:--	
2	1:37.331	+3.242
3	1:35.375	+1.286
4	1:34.089	-
5	2:10.678	+36.589

(71) Davy MORGAN

1	--:--	
2	1:35.842	-
3	1:36.957	+1.115
4	1:37.906	+2.064
5	2:16.546	+40.704

(76) Andrew NEILL

1	--:--	
2	1:39.612	+2.231
3	1:37.381	-
4	1:37.719	+0.338
5	2:06.053	+28.672

(35) Trevor FERGUSON

1	--:--	
2	1:38.361	+4.162
3	1:36.448	+2.249
4	1:34.199	-
5	2:08.245	+34.046

(16) John BURROWS

1	--:--	
2	1:41.214	+5.126
3	1:36.088	-
4	1:36.570	+0.482

(30) Wayne KENNEDY

1	--:--	
2	1:39.590	+1.946
3	1:38.413	+0.769
4	1:37.644	-
5	2:08.045	+30.401

(4) Barry DAVIDSON

1	--:--	
2	1:35.639	+1.186
3	1:34.453	-
4	1:37.251	+2.798

(41) James McCULLAGH

1	--:--	
2	1:38.577	+2.422
3	1:36.155	-
4	1:36.400	+0.245
5	2:04.399	+28.244

(20) David COUGHLAN

1	--:--	
2	1:38.315	+0.631
3	1:37.684	-
4	1:38.773	+1.089
5	2:09.087	+31.403

(13) Adrian ARCHIBALD

1	--:--	
2	1:34.979	+0.459
3	1:34.836	+0.316
4	1:34.520	-

(39) James REDPATH

1	--:--	
2	1:37.842	+1.245
3	1:36.711	+0.114
4	1:36.597	-
5	2:09.369	+32.772

(28) Paul GARTLAND

1	--:--	
2	1:39.960	+2.077
3	1:38.178	+0.295
4	1:37.883	-
5	2:11.552	+33.669

(49) Conor CUMMINS

1	--:--	
2	1:37.749	+3.005
3	1:34.744	-
4	1:38.312	+3.568
5	2:15.695	+40.951

(14) Carl RENNIE

1	--:--	
2	1:40.456	+3.829
3	1:37.356	+0.729
4	1:36.627	-
5	2:03.648	+27.021

(34) Dwyer AGNEW

1	--:--	
2	1:38.830	+0.814
3	1:38.016	-
4	1:38.585	+0.569
5	2:19.476	+41.460

THE ROYAL HOTEL & BRAESIDE COOKSTOWN 100

Sorted on Best Lap time

SUPERSPORT 600

Orritor 2.100 Miles

Group B Qualifying

27/04/2007 19:50

Practice

Pos	Class	No.	Name	Machine	Team/Sponsor	Best Tm	Diff	Gap	Best Spd	Lap	Laps	2nd Best
1	600R	72	Kevin FITZPATRICK	Triumph 675		1:32.938	-	-	81.345	4	5	1:33.306
2	600R	44	Craig GIBSON	Yamaha	Leitrim Construction	1:33.500	+0.562	+0.562	80.856	4	5	1:33.526
3	600R	87	Michael WELDON	Yamaha		1:34.313	+1.375	+0.813	80.159	4	5	1:35.638
4	600R	80	Phill ARCHER	Triumph 675		1:35.579	+2.641	+1.266	79.097	4	5	1:37.713
5	600R	161	Robert GORDON	Honda		1:36.785	+3.847	+1.206	78.111	4	5	1:37.482
6	600R	64	Stephen McKNIGHT	Yamaha		1:37.060	+4.122	+0.275	77.890	4	5	1:38.916
7	600R	2	Emlyn HUGHES	Yamaha		1:37.070	+4.132	+0.010	77.882	4	5	1:38.244
8	600R	149	William COWDEN	Honda	Warley	1:37.336	+4.398	+0.266	77.669	4	5	1:37.782
9	600R	127	James McCANN	Suzuki	Noel Tweddle	1:37.572	+4.634	+0.236	77.481	3	5	1:37.942
10	600R	19	Adrian MULLEN	Yamaha		1:37.870	+4.932	+0.298	77.245	4	5	1:38.354
11	600R	51	Andrew BROWN	Honda	Freeway Lift Services	1:38.517	+5.579	+0.647	76.738	4	5	1:40.064
12	600R	26	Dennis BOOTH	Yamaha		1:38.588	+5.650	+0.071	76.683	4	5	1:39.444
13	600R	67	Herbie RONAN	Honda		1:38.764	+5.826	+0.176	76.546	4	5	1:40.047
14	600R	180	David IRVINE	Yamaha		1:38.801	+5.863	+0.037	76.517	4	5	1:38.944
15	600R	69	Peter NEWELL	Yamaha		1:38.988	+6.050	+0.187	76.373	2	5	1:39.057
16	600R	68	Neil VICARS	Honda		1:39.067	+6.129	+0.079	76.312	3	5	1:39.140
17	600R	48	Gareth COSTELLO	Yamaha		1:39.188	+6.250	+0.121	76.219	4	5	1:39.871
18	600R	73	Scott WILSON	Suzuki	PRF Racing	1:39.277	+6.339	+0.089	76.151	4	5	1:39.551
19	600R	31	Eric WILSON	Yamaha		1:39.506	+6.568	+0.229	75.975	4	5	1:40.826
20	600R	82	Lars JONES	Yamaha		1:39.697	+6.759	+0.191	75.830	4	5	1:39.819
21	600R	15	Timmy TURTLE	Yamaha		1:39.863	+6.925	+0.166	75.704	4	5	1:40.386
22	600R	50	James BRESLIN	Kawasaki		1:40.084	+7.146	+0.221	75.537	3	5	1:40.472
23	600R	43	Keith COSTELLO	Kawasaki		1:40.274	+7.336	+0.190	75.393	3	5	1:40.842
24	600R	60	George SCOTT	Honda		1:40.291	+7.353	+0.017	75.381	4	5	1:42.020
25	600R	88	Mark YOUNG	Kawasaki	AutoTech	1:41.428	+8.490	+1.137	74.536	4	5	1:42.011
26	600R	47	David BLACK			1:41.787	+8.849	+0.359	74.273	3	5	1:42.521
27	600R	135	Colin McWHIRTER	Yamaha	Chaos Racing	1:42.143	+9.205	+0.356	74.014	3	5	1:42.426

THE ROYAL HOTEL & BRAESIDE COOKSTOWN 100

SUPERSPORT 600

Orritor 2.100 Miles

Group B Qualifying

27/04/2007 19:50

Practice

(72) Kevin FITZPATRICK			5	2:09.589	+32.017	4	1:39.277	-	3	1:42.143	-
1	--:--		(19) Adrian MULLEN			5	2:07.679	+28.402	4	1:42.426	+0.283
2	1:37.202	+4.264	1	--:--		(31) Eric WILSON			5	2:04.589	+22.446
3	1:33.306	+0.368	2	1:38.354	+0.484	1	--:--				
4	1:32.938	-	3	1:38.468	+0.598	2	1:44.124	+4.618			
5	2:00.477	+27.539	4	1:37.870	-	3	1:40.826	+1.320			
(44) Craig GIBSON			5	2:13.020	+35.150	4	1:39.506	-			
1	--:--		(51) Andrew BROWN			5	2:07.388	+27.882			
2	1:34.491	+0.991	1	--:--		(82) Lars JONES					
3	1:33.526	+0.026	2	1:40.064	+1.547	1	--:--				
4	1:33.500	-	3	1:40.286	+1.769	2	1:40.077	+0.380			
5	2:07.739	+34.239	4	1:38.517	-	3	1:39.819	+0.122			
(87) Michael WELDON			5	2:10.728	+32.211	4	1:39.697	-			
1	--:--		(26) Dennis BOOTH			5	2:11.965	+32.268			
2	1:36.735	+2.422	1	--:--		(15) Timmy TURTLE					
3	1:35.638	+1.325	2	1:39.444	+0.856	1	--:--				
4	1:34.313	-	3	1:39.649	+1.061	2	1:43.577	+3.714			
5	2:06.885	+32.572	4	1:38.588	-	3	1:40.386	+0.523			
(80) Phill ARCHER			5	2:14.405	+35.817	4	1:39.863	-			
1	--:--		(67) Herbie RONAN			5	2:06.845	+26.982			
2	1:38.016	+2.437	1	--:--		(50) James BRESLIN					
3	1:37.713	+2.134	2	1:41.614	+2.850	1	--:--				
4	1:35.579	-	3	1:40.047	+1.283	2	1:40.847	+0.763			
5	1:56.382	+20.803	4	1:38.764	-	3	1:40.084	-			
(161) Robert GORDON			5	1:56.236	+17.472	4	1:40.472	+0.388			
1	--:--		(180) David IRVINE			5	1:56.244	+16.160			
2	1:39.222	+2.437	1	--:--		(43) Keith COSTELLO					
3	1:37.482	+0.697	2	1:38.944	+0.143	1	--:--				
4	1:36.785	-	3	1:39.569	+0.768	2	1:41.539	+1.265			
5	2:04.566	+27.781	4	1:38.801	-	3	1:40.274	-			
(64) Stephen McKNIGHT			5	2:14.916	+36.115	4	1:40.842	+0.568			
1	--:--		(69) Peter NEWELL			5	2:08.205	+27.931			
2	1:38.916	+1.856	1	--:--		(60) George SCOTT					
3	1:42.362	+5.302	2	1:38.988	-	1	--:--				
4	1:37.060	-	3	1:39.246	+0.258	2	1:42.020	+1.729			
5	2:09.617	+32.557	4	1:39.057	+0.069	3	1:43.857	+3.566			
(2) Emlyn HUGHES			5	2:16.040	+37.052	4	1:40.291	-			
1	--:--		(68) Neil VICARS			5	2:11.046	+30.755			
2	1:41.289	+4.219	1	--:--		(88) Mark YOUNG					
3	1:38.244	+1.174	2	1:40.539	+1.472	1	--:--				
4	1:37.070	-	3	1:39.067	-	2	1:42.011	+0.583			
5	2:11.094	+34.024	4	1:39.140	+0.073	3	1:42.319	+0.891			
(149) William COWDEN			5	2:14.956	+35.889	4	1:41.428	-			
1	--:--		(48) Gareth COSTELLO			5	2:13.526	+32.098			
2	1:38.851	+1.515	1	--:--		(47) David BLACK					
3	1:37.782	+0.446	2	1:39.871	+0.683	1	--:--				
4	1:37.336	-	3	1:40.079	+0.891	2	1:43.029	+1.242			
5	2:01.137	+23.801	4	1:39.188	-	3	1:41.787	-			
(127) James McCANN			5	2:08.045	+28.857	4	1:42.521	+0.734			
1	--:--		(73) Scott WILSON			5	2:10.322	+28.535			
2	1:37.942	+0.370	1	--:--		(135) Colin McWHIRTER					
3	1:37.572	-	2	1:39.963	+0.686	1	--:--				
4	1:39.085	+1.513	3	1:39.551	+0.274	2	1:44.442	+2.299			

Printed: 27/04/2007 20:51:05

Licensed to: MCUI

Provisional results subject to confirmation by the Stewards of the Meeting

Orbits 3

Promoted by Cookstown & District MCC

www.amb-it.com

MCUI (Ulster Centre) Timing

www.mylaps.com

www.mcui-uc.org.uk



THE ROYAL HOTEL & BRAESIDE COOKSTOWN 100

SUPERSPORT 600

Orritor 2.100 Miles

Combined Qualifying

Pos	Class	No.	Name	Machine	Team/Sponsor	Overall BestTm	Diff	Gap	R1. Best Tm	R2. Best Tm	R3. Best Tm
1	600R	86	Cameron DONALD	Honda	Wilson Craig	1:29.028	-	-	1:29.028	----	----
2	600R	24	Keith AMOR	Honda	Wilson Craig	1:32.355	+3.327	+3.327	1:32.355	----	----
3	600R	72	Kevin FITZPATRICK	Triumph 675		1:32.938	+3.910	+0.583	----	1:32.938	----
4	600R	10	Raymond PORTER	Kawasaki	McAadoo/Gortreagh Printing	1:33.149	+4.121	+0.211	1:33.149	----	----
5	600R	44	Craig GIBSON	Yamaha	Leitrim Construction	1:33.500	+4.472	+0.351	----	1:33.500	----
6	600R	12	John DONNAN	Yamaha	JD's Motorcycles	1:34.077	+5.049	+0.577	1:34.077	----	----
7	600R	23	Andrew BRADY	Yamaha	GB Racing/Doons Stores	1:34.089	+5.061	+0.012	1:34.089	----	----
8	600R	35	Trevor FERGUSON	Triumph 675		1:34.199	+5.171	+0.110	1:34.199	----	----
9	600R	87	Michael WELDON	Yamaha		1:34.313	+5.285	+0.114	----	1:34.313	----
10	600R	4	Barry DAVIDSON	Honda	Maine Road Racing	1:34.453	+5.425	+0.140	1:34.453	----	----
11	600R	13	Adrian ARCHIBALD	Suzuki	Relentless Suzuki by TAS	1:34.520	+5.492	+0.067	1:34.520	----	----
12	600R	49	Conor CUMMINS	Yamaha	Team Millsport Racing	1:34.744	+5.716	+0.224	1:34.744	----	----
13	600R	18	Shane CONNOR	Yamaha	JD's Motorcycles	1:35.173	+6.145	+0.429	1:35.173	----	----
14	600R	110	Tim MAHER	Kawasaki	Clankes Hardware	1:35.332	+6.304	+0.159	1:35.332	----	----
15	600R	27	Leo FITZGERALD	Suzuki		1:35.410	+6.382	+0.078	1:35.410	----	----
16	600R	70	Victor GILMORE	Yamaha	T Lindsay	1:35.577	+6.549	+0.167	1:35.577	----	----
17	600R	80	Phill ARCHER	Triumph 675		1:35.579	+6.551	+0.002	----	1:35.579	----
18	600R	71	Davy MORGAN	Honda	AutoTech	1:35.842	+6.814	+0.263	1:35.842	----	----
19	600R	16	John BURROWS	Honda	HM Sports Motorhomes	1:36.088	+7.060	+0.246	1:36.088	----	----
20	600R	41	James McCULLAGH	Suzuki		1:36.155	+7.127	+0.067	1:36.155	----	----
21	600R	39	James REDPATH	Yamaha	M.K.	1:36.597	+7.569	+0.442	1:36.597	----	----
22	600R	14	Carl RENNIE	Kawasaki	Hawk Kawasaki	1:36.627	+7.599	+0.030	1:36.627	----	----
23	600R	33	Liam QUINN	Yamaha	Team Racing	1:36.692	+7.664	+0.065	1:36.692	----	----
24	600R	61	John WALSH	Yamaha	Diamond Edge Racing	1:36.718	+7.690	+0.026	1:36.718	----	----
Not classified (from pos 24)											
25	600R	161	Robert GORDON	Honda		1:36.785	+7.757	+0.067	----	1:36.785	----
26	600R	64	Stephen McKNIGHT	Yamaha		1:37.060	+8.032	+0.275	----	1:37.060	----
27	600R	9	Wayne KIRWAN	Yamaha	JD's Motorcycles	1:37.065	+8.037	+0.005	1:37.065	----	----
28	600R	2	Emlyn HUGHES	Yamaha		1:37.070	+8.042	+0.005	----	1:37.070	----
29	600R	1	Anthony McCOLGAN	Suzuki		1:37.317	+8.289	+0.247	1:37.317	----	----
30	600R	149	William COWDEN	Honda	Warley	1:37.336	+8.308	+0.019	----	1:37.336	----
31	600R	76	Andrew NEILL	Yamaha	Moir MRC	1:37.381	+8.353	+0.045	1:37.381	----	----
32	600R	127	James McCANN	Suzuki	Noel Tweddle	1:37.572	+8.544	+0.191	----	1:37.572	----
33	600R	30	Wayne KENNEDY	Suzuki	Rainbow Amusements	1:37.644	+8.616	+0.072	1:37.644	----	----
34	600R	20	David COUGHLAN	Yamaha	ATM Ltd	1:37.684	+8.656	+0.040	1:37.684	----	----
35	600R	19	Adrian MULLEN	Yamaha		1:37.870	+8.842	+0.186	----	1:37.870	----
36	600R	28	Paul GARTLAND	Yamaha		1:37.883	+8.855	+0.013	1:37.883	----	----
37	600R	34	Dwyer AGNEW	Kawasaki	A.I.R.	1:38.016	+8.988	+0.133	1:38.016	----	----
38	600R	99	Andrew COURTNEY	Kawasaki	Team Hardship Racing	1:38.508	+9.480	+0.492	1:38.508	----	----
39	600R	51	Andrew BROWN	Honda	Freeway Lift Services	1:38.517	+9.489	+0.009	----	1:38.517	----
40	600R	29	Ryan McCAY	Triumph 675		1:38.543	+9.515	+0.026	1:38.543	----	----
41	600R	26	Dennis BOOTH	Yamaha		1:38.588	+9.560	+0.045	----	1:38.588	----
42	600R	67	Herbie RONAN	Honda		1:38.764	+9.736	+0.176	----	1:38.764	----
43	600R	180	David IRVINE	Yamaha		1:38.801	+9.773	+0.037	----	1:38.801	----
44	600R	69	Peter NEWELL	Yamaha		1:38.988	+9.960	+0.187	----	1:38.988	----

Name

Name

R1. SUPERSPORT 600 - Group A Qualifying

R2. SUPERSPORT 600 - Group B Qualifying

Printed: 27/04/2007 20:59:10

Licensed to: MCUI

Provisional results subject to confirmation by the Stewards of the Meeting

Orbits 3

Promoted by Cookstown & District MCC

www.amb-it.com

MCUI (Ulster Centre) Timing

www.mylaps.com

www.mcui-uc.org.uk



THE ROYAL HOTEL & BRAESIDE COOKSTOWN 100

SUPERSPORT 600

Orritor 2.100 Miles

Combined Qualifying

Pos	Class	No.	Name	Machine	Team/Sponsor	Overall BestTm	Diff	Gap	R1. Best Tm	R2. Best Tm	R3. Best Tm
45	600R	68	Neil VICARS	Honda		1:39.067	+10.039	+0.079	----	1:39.067	
46	600R	123	Declan O'MEARA	Kawasaki		1:39.129	+10.101	+0.062	1:39.129	----	
47	600R	48	Gareth COSTELLO	Yamaha		1:39.188	+10.160	+0.059	----	1:39.188	
48	600R	73	Scott WILSON	Suzuki	PRF Racing	1:39.277	+10.249	+0.089	----	1:39.277	
49	600R	31	Eric WILSON	Yamaha		1:39.506	+10.478	+0.229	----	1:39.506	
50	600R	82	Lars JONES	Yamaha		1:39.697	+10.669	+0.191	----	1:39.697	
51	600R	15	Timmy TURTLE	Yamaha		1:39.863	+10.835	+0.166	----	1:39.863	
52	600R	50	James BRESLIN	Kawasaki		1:40.084	+11.056	+0.221	----	1:40.084	
53	600R	43	Keith COSTELLO	Kawasaki		1:40.274	+11.246	+0.190	----	1:40.274	
54	600R	60	George SCOTT	Honda		1:40.291	+11.263	+0.017	----	1:40.291	
55	600R	88	Mark YOUNG	Kawasaki	AutoTech	1:41.428	+12.400	+1.137	----	1:41.428	
56	600R	47	David BLACK			1:41.787	+12.759	+0.359	----	1:41.787	
57	600R	135	Colin McWHIRTER	Yamaha	Chaos Racing	1:42.143	+13.115	+0.356	----	1:42.143	

Name

Name

R1. SUPERSPORT 600 - Group A Qualifying

R2. SUPERSPORT 600 - Group B Qualifying

Printed: 27/04/2007 20:59:10

Licensed to: MCUI

Provisional results subject to confirmation by the Stewards of the Meeting

Orbits 3

Promoted by Cookstown & District MCC

www.amb-it.com

MCUI (Ulster Centre) Timing

www.mylaps.com

www.mcui-uc.org.uk



THE ROYAL HOTEL & BRAESIDE COOKSTOWN 100

SUPERSPORT 600

Orritor 2.100 Miles

R6: Garden World Race A

28/04/2007 13:00

Race (10 Laps)

11	14 26	33 27	61 28	
10		41 24	39 25	C
9	80 21	71 22	16 23	
<hr/>				
8		19	20	
7	110 16	27 17	70 18	
6		49 14	18 15	B
5	87 11	4 12	13 13	
<hr/>				
4		9	10	
3	12 6	23 7	35 8	
2		10 4	44 5	A
1	86 1	24 2	72 3	



The Royal Hotel & Braeside Cookstown 100

Supersport 600

Race 6 - Garden World Race A

Saturday, 28 April 2007



Pos	Class	No	Name	Machine / Sponsor	Gp	Laps	Total Time	Behind	Speed	-----Best Lap-----		
										Time	Speed	On
Race Classification												
1	600R	86	Cameron DONALD	Honda - Wilson Craig	a	10	14:48.018		85.133	1:27.250	86.648	8
2	600R	24	Keith AMOR	Honda - Wilson Craig	a	10	14:48.727	0.709	85.065	1:27.515	86.385	9
3	600R	49	Conor CUMMINS	Yamaha - Team Millsport Racing	b	10	14:59.894	11.876	84.010	1:28.682	85.248	7
4	600R	13	Adrian ARCHIBALD	Suzuki - Relentless Suzuki by TAS	b	10	15:06.634	18.616	83.385	1:29.567	84.406	9
5	600R	10	Raymond PORTER	Kawasaki - McAdoo/ Gortreagh Printing	a	10	15:09.048	21.030	83.164	1:30.139	83.870	7
6	600R	12	John DONNAN	Yamaha - JD's Motorcycles	a	10	15:11.595	23.577	82.932	1:29.928	84.067	2
7	600R	18	Shane CONNOR	Yamaha - JD's Motorcycles	b	10	15:16.268	28.250	82.509	1:30.351	83.674	10
8	600R	72	Kevin FITZPATRICK	Triumph 675	a	10	15:16.962	28.944	82.446	1:30.313	83.709	8
9	600R	7	Adrian McFARLAND	Yamaha - Team Hardship Racing	c	10	15:17.959	29.941	82.357	1:30.720	83.333	5
10	600R	87	Michael WELDON	Yamaha	b	10	15:19.805	31.787	82.191	1:30.558	83.482	8
11	600R	23	Andrew BRADY	Yamaha - GB Racing/Doons Stores	a	10	15:20.191	32.173	82.157	1:31.014	83.064	5
12	600R	70	Victor GILMORE	Yamaha - T Lindsay	b	10	15:22.840	34.822	81.921	1:31.001	83.076	5
13	600R	61	John WALSH	Yamaha - Diamond Edge Racing	c	10	15:28.044	40.026	81.462	1:30.570	83.471	8
14	600R	35	Trevor FERGUSON	Triumph 675	a	10	15:32.387	44.369	81.082	1:31.800	82.353	4
15	600R	33	Liam QUINN	Yamaha - Team Racing	c	10	15:34.073	46.055	80.936	1:31.398	82.715	7
16	600R	71	Davy MORGAN	Honda - AutoTech	c	10	15:34.490	46.472	80.900	1:31.837	82.320	9
17	600R	44	Craig GIBSON	Yamaha - Leitrim Construction	a	10	15:37.201	49.183	80.666	1:31.276	82.826	5
18	600R	4	Barry DAVIDSON	Honda - Maine Road Racing	b	10	15:41.888	53.870	80.264	1:33.115	81.190	3
19	600R	110	Tim MAHER	Kawasaki - Clankes Hardware	b	10	16:00.415	1:12.397	78.716	1:32.867	81.407	9
20	600R	80	Phill ARCHER	Triumph 675	c	9	14:21.611	1 Lap	78.968	1:33.523	80.836	3
21	600R	31	Eric WILSON	Yamaha	c	9	14:49.611	28.000	76.483	1:37.595	77.463	7


Fastest Lap / New Lap Record 86.648 mph (Previously 86.266 mph)

600R	86	Cameron DONALD	Honda - Wilson Craig	a						1:27.250	86.648	8
------	----	----------------	----------------------	---	--	--	--	--	--	----------	--------	---

Not Classified

DNF	600R	27	Leo FITZGERALD	Suzuki	b	7	10:57.425	3 Laps	80.496	1:32.112	82.074	3
DNF	600R	39	James REDPATH	Yamaha - M.K.	c	7	11:06.522	9.097	79.397	1:33.016	81.276	5
DNF	600R	41	James McCULLAGH	Suzuki	c	6	9:39.013	4 Laps	78.340	1:34.647	79.876	5

These Results are provisional and are subject to ratification by the Stewards of the Meeting.

Track	Orritor	Signed		Organising Club	Cookstown & District MCC
Length(miles)	2.1000		Chief Timekeeper	Warmup Started	
Weather	Sunny			Race Started	14:05:53.140
Track	Dry	Issued At:		Gp Time Diff - b	14.01 / c 29.32

MCUI
Ulster Centre
Timing
www.mcui-uc.org.uk



2&4
WHEEL MOTORSPORT
STEERING GROUP LTD.

x nitec
SOLUTIONS



Supersport 600

Race 6 - Garden World Race A

Saturday, 28 April 2007

Supersport 600

Race Classification

1 **86 Cameron DONALD**

Total Time **14:48.018** Avg Speed **85.133** Behind
 Best Time **1:27.250** Best Speed **86.648** On **8** Gp **a**

Lap	Elapsed Time	Lap Time	Lap Speed
1	1:35.256	1:35.256	79.365
2	3:04.030	1:28.774	85.160
3	4:32.475	1:28.445	85.477
4	6:00.642	1:28.167	85.746
5	7:28.537	1:27.895	86.012
6	8:56.241	1:27.704	86.199
7	10:24.391	1:28.150	85.763
8	11:51.641	1:27.250	86.648
9	13:19.568	1:27.927	85.980
10	14:48.018	1:28.450	85.472

2 **24 Keith AMOR**

Total Time **14:48.727** Avg Speed **85.065** Behind **0.709**
 Best Time **1:27.515** Best Speed **86.385** On **9** Gp **a**

Lap	Elapsed Time	Lap Time	Lap Speed
1	1:34.320	1:34.320	80.153
2	3:03.500	1:29.180	84.772
3	4:32.316	1:28.816	85.120
4	6:01.297	1:28.981	84.962
5	7:29.288	1:27.991	85.918
6	8:56.909	1:27.621	86.281
7	10:24.917	1:28.008	85.901
8	11:52.551	1:27.634	86.268
9	13:20.066	1:27.515	86.385
10	14:48.727	1:28.661	85.269

3 **49 Conor CUMMINS**

Total Time **14:59.894** Avg Speed **84.010** Behind **11.876**
 Best Time **1:28.682** Best Speed **85.248** On **7** Gp **b**

Lap	Elapsed Time	Lap Time	Lap Speed
1	1:35.049	1:35.049	79.538
2	3:05.292	1:30.243	83.774
3	4:35.275	1:29.983	84.016
4	6:05.664	1:30.389	83.638
5	7:35.357	1:29.693	84.288
6	9:04.187	1:28.830	85.106
7	10:32.869	1:28.682	85.248
8	12:02.091	1:29.222	84.732
9	13:31.172	1:29.081	84.867
10	14:59.894	1:28.722	85.210

Supersport 600

Race Classification

4 **13 Adrian ARCHIBALD**

Total Time **15:06.634** Avg Speed **83.385** Behind **18.616**
 Best Time **1:29.567** Best Speed **84.406** On **9** Gp **b**

Lap	Elapsed Time	Lap Time	Lap Speed
1	1:35.575	1:35.575	79.100
2	3:05.712	1:30.137	83.872
3	4:35.584	1:29.872	84.120
4	6:05.428	1:29.844	84.146
5	7:35.564	1:30.136	83.873
6	9:06.126	1:30.562	83.479
7	10:35.810	1:29.684	84.296
8	12:06.094	1:30.284	83.736
9	13:35.661	1:29.567	84.406
10	15:06.634	1:30.973	83.102

5 **10 Raymond PORTER**

Total Time **15:09.048** Avg Speed **83.164** Behind **21.030**
 Best Time **1:30.139** Best Speed **83.870** On **7** Gp **a**

Lap	Elapsed Time	Lap Time	Lap Speed
1	1:34.955	1:34.955	79.617
2	3:05.205	1:30.250	83.767
3	4:35.376	1:30.171	83.841
4	6:06.076	1:30.700	83.352
5	7:36.418	1:30.342	83.682
6	9:06.607	1:30.189	83.824
7	10:36.746	1:30.139	83.870
8	12:06.970	1:30.224	83.791
9	13:38.646	1:31.676	82.464
10	15:09.048	1:30.402	83.626

6 **12 John DONNAN**

Total Time **15:11.595** Avg Speed **82.932** Behind **23.577**
 Best Time **1:29.928** Best Speed **84.067** On **2** Gp **a**

Lap	Elapsed Time	Lap Time	Lap Speed
1	1:36.240	1:36.240	78.554
2	3:06.168	1:29.928	84.067
3	4:36.437	1:30.269	83.750
4	6:06.876	1:30.439	83.592
5	7:37.565	1:30.689	83.362
6	9:08.451	1:30.886	83.181
7	10:38.730	1:30.279	83.740
8	12:09.289	1:30.559	83.481
9	13:40.195	1:30.906	83.163
10	15:11.595	1:31.400	82.713

Supersport 600

Race 6 - Garden World Race A

Saturday, 28 April 2007

Supersport 600

Race Classification

7 18 Shane CONNOR

Total Time **15:16.268** Avg Speed **82.509** Behind **28.250**
 Best Time **1:30.351** Best Speed **83.674** On **10** Gp **b**

Lap	Elapsed Time	Lap Time	Lap Speed
1	1:36.127	1:36.127	78.646
2	3:07.430	1:31.303	82.801
3	4:38.077	1:30.647	83.400
4	6:08.705	1:30.628	83.418
5	7:40.163	1:31.458	82.661
6	9:11.050	1:30.887	83.180
7	10:41.744	1:30.694	83.357
8	12:13.713	1:31.969	82.202
9	13:45.917	1:32.204	81.992
10	15:16.268	1:30.351	83.674

8 72 Kevin FITZPATRICK

Total Time **15:16.962** Avg Speed **82.446** Behind **28.944**
 Best Time **1:30.313** Best Speed **83.709** On **8** Gp **a**

Lap	Elapsed Time	Lap Time	Lap Speed
1	1:37.409	1:37.409	77.611
2	3:09.870	1:32.461	81.764
3	4:42.021	1:32.151	82.039
4	6:13.111	1:31.090	82.995
5	7:43.526	1:30.415	83.614
6	9:14.964	1:31.438	82.679
7	10:45.547	1:30.583	83.459
8	12:15.860	1:30.313	83.709
9	13:46.226	1:30.366	83.660
10	15:16.962	1:30.736	83.319

9 7 Adrian McFARLAND

Total Time **15:17.959** Avg Speed **82.357** Behind **29.941**
 Best Time **1:30.720** Best Speed **83.333** On **5** Gp **c**

Lap	Elapsed Time	Lap Time	Lap Speed
1	1:36.439	1:36.439	78.392
2	3:07.541	1:31.102	82.984
3	4:38.622	1:31.081	83.003
4	6:09.814	1:31.192	82.902
5	7:40.534	1:30.720	83.333
6	9:11.883	1:31.349	82.760
7	10:44.506	1:32.623	81.621
8	12:15.720	1:31.214	82.882
9	13:46.770	1:31.050	83.031
10	15:17.959	1:31.189	82.905

Supersport 600

Race Classification

10 87 Michael WELDON

Total Time **15:19.805** Avg Speed **82.191** Behind **31.787**
 Best Time **1:30.558** Best Speed **83.482** On **8** Gp **b**

Lap	Elapsed Time	Lap Time	Lap Speed
1	1:37.490	1:37.490	77.546
2	3:09.020	1:31.530	82.596
3	4:40.431	1:31.411	82.703
4	6:11.472	1:31.041	83.040
5	7:43.180	1:31.708	82.436
6	9:14.325	1:31.145	82.945
7	10:45.006	1:30.681	83.369
8	12:15.564	1:30.558	83.482
9	13:47.505	1:31.941	82.227
10	15:19.805	1:32.300	81.907

11 23 Andrew BRADY

Total Time **15:20.191** Avg Speed **82.157** Behind **32.173**
 Best Time **1:31.014** Best Speed **83.064** On **5** Gp **a**

Lap	Elapsed Time	Lap Time	Lap Speed
1	1:37.591	1:37.591	77.466
2	3:09.145	1:31.554	82.574
3	4:40.906	1:31.761	82.388
4	6:12.092	1:31.186	82.907
5	7:43.106	1:31.014	83.064
6	9:14.172	1:31.066	83.017
7	10:45.416	1:31.244	82.855
8	12:17.187	1:31.771	82.379
9	13:48.600	1:31.413	82.702
10	15:20.191	1:31.591	82.541

12 70 Victor GILMORE

Total Time **15:22.840** Avg Speed **81.921** Behind **34.822**
 Best Time **1:31.001** Best Speed **83.076** On **5** Gp **b**

Lap	Elapsed Time	Lap Time	Lap Speed
1	1:39.014	1:39.014	76.353
2	3:10.896	1:31.882	82.279
3	4:42.409	1:31.513	82.611
4	6:13.915	1:31.506	82.618
5	7:44.916	1:31.001	83.076
6	9:16.415	1:31.499	82.624
7	10:47.792	1:31.377	82.734
8	12:19.038	1:31.246	82.853
9	13:50.500	1:31.462	82.657
10	15:22.840	1:32.340	81.871

Supersport 600

Race 6 - Garden World Race A

Saturday, 28 April 2007

Supersport 600

Race Classification

13 61 John WALSH

Total Time **15:28.044** Avg Speed **81.462** Behind **40.026**
 Best Time **1:30.570** Best Speed **83.471** On **8** Gp **c**

Lap	Elapsed Time	Lap Time	Lap Speed
1	1:40.927	1:40.927	74.906
2	3:14.597	1:33.670	80.709
3	4:48.963	1:34.366	80.114
4	6:21.305	1:32.342	81.870
5	7:52.821	1:31.516	82.609
6	9:24.637	1:31.816	82.339
7	10:55.476	1:30.839	83.224
8	12:26.046	1:30.570	83.471
9	13:57.041	1:30.995	83.081
10	15:28.044	1:31.003	83.074

14 35 Trevor FERGUSON

Total Time **15:32.387** Avg Speed **81.082** Behind **44.369**
 Best Time **1:31.800** Best Speed **82.353** On **4** Gp **a**

Lap	Elapsed Time	Lap Time	Lap Speed
1	1:39.324	1:39.324	76.115
2	3:11.933	1:32.609	81.634
3	4:44.961	1:33.028	81.266
4	6:16.761	1:31.800	82.353
5	7:49.219	1:32.458	81.767
6	9:22.348	1:33.129	81.178
7	10:54.571	1:32.223	81.975
8	12:27.221	1:32.650	81.597
9	13:59.721	1:32.500	81.730
10	15:32.387	1:32.666	81.583

15 33 Liam QUINN

Total Time **15:34.073** Avg Speed **80.936** Behind **46.055**
 Best Time **1:31.398** Best Speed **82.715** On **7** Gp **c**

Lap	Elapsed Time	Lap Time	Lap Speed
1	1:39.710	1:39.710	75.820
2	3:13.441	1:33.731	80.656
3	4:47.725	1:34.284	80.183
4	6:20.925	1:33.200	81.116
5	7:54.188	1:33.263	81.061
6	9:26.322	1:32.134	82.054
7	10:57.720	1:31.398	82.715
8	12:30.099	1:32.379	81.837
9	14:02.010	1:31.911	82.253
10	15:34.073	1:32.063	82.118

Supersport 600

Race Classification

16 71 Davy MORGAN

Total Time **15:34.490** Avg Speed **80.900** Behind **46.472**
 Best Time **1:31.837** Best Speed **82.320** On **9** Gp **c**

Lap	Elapsed Time	Lap Time	Lap Speed
1	1:40.270	1:40.270	75.396
2	3:13.972	1:33.702	80.681
3	4:46.319	1:32.347	81.865
4	6:18.698	1:32.379	81.837
5	7:51.325	1:32.627	81.618
6	9:24.006	1:32.681	81.570
7	10:57.055	1:33.049	81.248
8	12:30.579	1:33.524	80.835
9	14:02.416	1:31.837	82.320
10	15:34.490	1:32.074	82.108

17 44 Craig GIBSON

Total Time **15:37.201** Avg Speed **80.666** Behind **49.183**
 Best Time **1:31.276** Best Speed **82.826** On **5** Gp **a**

Lap	Elapsed Time	Lap Time	Lap Speed
1	1:38.432	1:38.432	76.804
2	3:10.787	1:32.355	81.858
3	4:43.099	1:32.312	81.896
4	6:15.550	1:32.451	81.773
5	7:46.826	1:31.276	82.826
6	9:20.682	1:33.856	80.549
7	10:54.090	1:33.408	80.935
8	12:26.932	1:32.842	81.429
9	14:03.303	1:36.371	78.447
10	15:37.201	1:33.898	80.513

18 4 Barry DAVIDSON

Total Time **15:41.888** Avg Speed **80.264** Behind **53.870**
 Best Time **1:33.115** Best Speed **81.190** On **3** Gp **b**

Lap	Elapsed Time	Lap Time	Lap Speed
1	1:39.527	1:39.527	75.959
2	3:12.795	1:33.268	81.057
3	4:45.910	1:33.115	81.190
4	6:19.114	1:33.204	81.112
5	7:52.770	1:33.656	80.721
6	9:26.191	1:33.421	80.924
7	11:00.041	1:33.850	80.554
8	12:34.019	1:33.978	80.444
9	14:07.949	1:33.930	80.485
10	15:41.888	1:33.939	80.478

Supersport 600

Race 6 - Garden World Race A

Saturday, 28 April 2007

Supersport 600

Race Classification

19 110 Tim MAHER

Total Time **16:00.415** Avg Speed **78.716** Behind **1:12.397**
 Best Time **1:32.867** Best Speed **81.407** On **9** Gp **b**

Lap	Elapsed Time	Lap Time	Lap Speed
1	1:55.255	1:55.255	65.594
2	3:29.024	1:33.769	80.624
3	5:03.789	1:34.765	79.776
4	6:38.441	1:34.652	79.872
5	8:11.998	1:33.557	80.806
6	9:45.571	1:33.573	80.793
7	11:20.086	1:34.515	79.987
8	12:53.118	1:33.032	81.262
9	14:25.985	1:32.867	81.407
10	16:00.415	1:34.430	80.059

20 80 Phill ARCHER

Total Time **14:21.611** Avg Speed **78.968** Behind **1 Lap**
 Best Time **1:33.523** Best Speed **80.836** On **3** Gp **c**

Lap	Elapsed Time	Lap Time	Lap Speed
1	1:42.925	1:42.925	73.452
2	3:17.647	1:34.722	79.813
3	4:51.170	1:33.523	80.836
4	6:25.367	1:34.197	80.257
5	8:00.312	1:34.945	79.625
6	9:35.141	1:34.829	79.722
7	11:10.815	1:35.674	79.018
8	12:46.257	1:35.442	79.210
9	14:21.611	1:35.354	79.284

21 31 Eric WILSON

Total Time **14:49.611** Avg Speed **76.483** Behind **28.000**
 Best Time **1:37.595** Best Speed **77.463** On **7** Gp **c**

Lap	Elapsed Time	Lap Time	Lap Speed
1	1:45.950	1:45.950	71.354
2	3:23.840	1:37.890	77.230
3	5:01.730	1:37.890	77.230
4	6:39.550	1:37.820	77.285
5	8:18.104	1:38.554	76.709
6	9:56.369	1:38.265	76.935
7	11:33.964	1:37.595	77.463
8	13:11.685	1:37.721	77.363
9	14:49.611	1:37.926	77.201

Not Classified

Supersport 600

Not Classified

DNF 27 Leo FITZGERALD

Total Time **10:57.425** Avg Speed **80.496** Behind **3 Laps**
 Best Time **1:32.112** Best Speed **82.074** On **3** Gp **b**

Lap	Elapsed Time	Lap Time	Lap Speed
1	1:39.273	1:39.273	76.154
2	3:12.110	1:32.837	81.433
3	4:44.222	1:32.112	82.074
4	6:16.983	1:32.761	81.500
5	7:50.117	1:33.134	81.173
6	9:23.235	1:33.118	81.187
7	10:57.425	1:34.190	80.263

DNF 39 James REDPATH

Total Time **11:06.522** Avg Speed **79.397** Behind **9.097**
 Best Time **1:33.016** Best Speed **81.276** On **5** Gp **c**

Lap	Elapsed Time	Lap Time	Lap Speed
1	1:42.294	1:42.294	73.905
2	3:16.527	1:34.233	80.227
3	4:50.484	1:33.957	80.462
4	6:24.246	1:33.762	80.630
5	7:57.262	1:33.016	81.276
6	9:30.657	1:33.395	80.947
7	11:06.522	1:35.865	78.861

DNF 41 James McCULLAGH

Total Time **9:39.013** Avg Speed **78.340** Behind **4 Laps**
 Best Time **1:34.647** Best Speed **79.876** On **5** Gp **c**

Lap	Elapsed Time	Lap Time	Lap Speed
1	1:44.553	1:44.553	72.308
2	3:19.781	1:35.228	79.388
3	4:54.617	1:34.836	79.717
4	6:29.417	1:34.800	79.747
5	8:04.064	1:34.647	79.876
6	9:39.013	1:34.949	79.622



Royal Hotel
& BRAESIDE

COOKSTOWN 100

Friday 27th & Saturday 28th April 2007

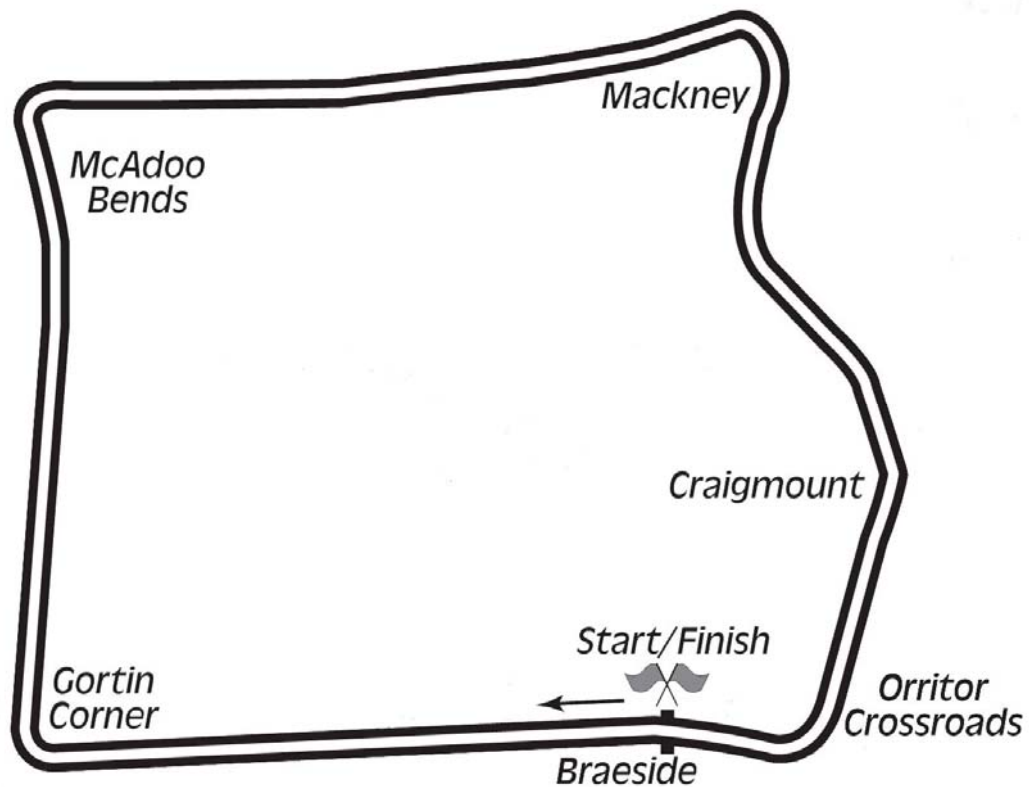
promoted by Cookstown & District MCC
www.cookstown100.co.uk

S.P. HARKNESS CONSTRUCTION
SUPERSPORT 600 B CLASS



Orritor Circuit

2.1 miles



LAP RECORDS

Class	Rider	Machine	m	s	mph	Year
125cc	Darran Lindsay	Honda	1	34.778	79.765	2005
250cc	Davy Morgan	Honda	1	32.262	81.941	2006
Supersport 600	Ryan Farquhar	Kawasaki	1	27.636	86.266	2005
Open 1000cc	Martin Finnegan	Honda	1	25.788	88.124	2006
Support 750cc	Wayne Kirwan	Suzuki	1	32.086	82.097	2006
Support 400cc	Michael Dunlop	250 Yamaha	1	36.181	78.602	2006
Classic 1000cc	Wattie Brown	920 Norton	1	40.273	75.394	2006
Classic 500cc	Colin Rodgers	Honda	1	42.787	73.550	2004
Classic 350cc	Paul Coward	Honda	1	43.421	73.099	2004
Classic 250cc	Geoff McMullan	Suzuki	1	47.294	70.461	2006

THE ROYAL HOTEL & BRAESIDE COOKSTOWN 100

Sorted on Best Lap time

SUPERSPORT 600

Orritor 2.100 Miles

Group A Qualifying

27/04/2007 19:30

Practice

Pos	Class	No.	Name	Machine	Team/Sponsor	Best Tm	Diff	Gap	Best Spd	Lap	Laps	2nd Best
1	600R	86	Cameron DONALD	Honda	Wilson Craig	1:29.028	-	-	84.917	5	6	1:29.944
2	600R	24	Keith AMOR	Honda	Wilson Craig	1:32.355	+3.327	+3.327	81.858	4	5	1:32.692
3	600R	10	Raymond PORTER	Kawasaki	McAdoo/Gortreagh Printing	1:33.149	+4.121	+0.794	81.160	4	5	1:33.150
4	600R	12	John DONNAN	Yamaha	JD's Motorcycles	1:34.077	+5.049	+0.928	80.360	3	5	1:38.228
5	600R	23	Andrew BRADY	Yamaha	GB Racing/Doons Stores	1:34.089	+5.061	+0.012	80.349	4	5	1:35.375
6	600R	35	Trevor FERGUSON	Triumph 675		1:34.199	+5.171	+0.110	80.256	4	5	1:36.448
7	600R	4	Barry DAVIDSON	Honda	Maine Road Racing	1:34.453	+5.425	+0.254	80.040	3	4	1:35.639
8	600R	13	Adrian ARCHIBALD	Suzuki	Relentless Suzuki by TAS	1:34.520	+5.492	+0.067	79.983	4	4	1:34.836
9	600R	49	Conor CUMMINS	Yamaha	Team Millsport Racing	1:34.744	+5.716	+0.224	79.794	3	5	1:37.749
10	600R	18	Shane CONNOR	Yamaha	JD's Motorcycles	1:35.173	+6.145	+0.429	79.434	4	5	1:36.570
11	600R	110	Tim MAHER	Kawasaki	Clankes Hardware	1:35.332	+6.304	+0.159	79.302	3	5	1:36.215
12	600R	27	Leo FITZGERALD	Suzuki		1:35.410	+6.382	+0.078	79.237	4	4	1:36.218
13	600R	70	Victor GILMORE	Yamaha	T Lindsay	1:35.577	+6.549	+0.167	79.099	4	5	1:41.290
14	600R	71	Davy MORGAN	Honda	AutoTech	1:35.842	+6.814	+0.265	78.880	2	5	1:36.957
15	600R	16	John BURROWS	Honda	HM Sports Motorhomes	1:36.088	+7.060	+0.246	78.678	3	4	1:36.570
16	600R	41	James McCULLAGH	Suzuki		1:36.155	+7.127	+0.067	78.623	3	5	1:36.400
17	600R	39	James REDPATH	Yamaha	M.K.	1:36.597	+7.569	+0.442	78.263	4	5	1:36.711
18	600R	14	Carl RENNIE	Kawasaki	Hawk Kawasaki	1:36.627	+7.599	+0.030	78.239	4	5	1:37.356
19	600R	33	Liam QUINN	Yamaha	Team Racing	1:36.692	+7.664	+0.065	78.186	3	5	1:36.718
20	600R	61	John WALSH	Yamaha	Diamond Edge Racing	1:36.718	+7.690	+0.026	78.165	4	5	1:37.479
21	600R	9	Wayne KIRWAN	Yamaha	JD's Motorcycles	1:37.065	+8.037	+0.347	77.886	4	5	1:37.135
22	600R	1	Anthony McCOLGAN	Suzuki		1:37.317	+8.289	+0.252	77.684	4	5	1:38.455
23	600R	76	Andrew NEILL	Yamaha	Moira MRC	1:37.381	+8.353	+0.064	77.633	3	5	1:37.719
24	600R	30	Wayne KENNEDY	Suzuki	Rainbow Amusements	1:37.644	+8.616	+0.263	77.424	4	5	1:38.413
25	600R	20	David COUGHLAN	Yamaha	ATM Ltd	1:37.684	+8.656	+0.040	77.392	3	5	1:38.315
26	600R	28	Paul GARTLAND	Yamaha		1:37.883	+8.855	+0.199	77.235	4	5	1:38.178
27	600R	34	Dwyer AGNEW	Kawasaki	A.I.R.	1:38.016	+8.988	+0.133	77.130	3	5	1:38.585
28	600R	99	Andrew COURTNEY	Kawasaki	Team Hardship Racing	1:38.508	+9.480	+0.492	76.745	3	5	1:39.598
29	600R	29	Ryan McCAY	Triumph 675		1:38.543	+9.515	+0.035	76.718	4	5	1:38.940
30	600R	123	Declan O'MEARA	Kawasaki		1:39.129	+10.101	+0.586	76.264	3	5	1:39.358

THE ROYAL HOTEL & BRAESIDE COOKSTOWN 100

SUPERSPORT 600

Group A Qualifying

Practice

Orritor 2.100 Miles

27/04/2007 19:30

(86) Cameron DONALD

1	--:--	
2	1:34.643	+5.615
3	1:31.529	+2.501
4	1:29.944	+0.916
5	1:29.028	-
6	2:06.651	+37.623

(18) Shane CONNOR

1	--:--	
2	1:39.686	+4.513
3	1:36.570	+1.397
4	1:35.173	-
5	2:07.712	+32.539

(33) Liam QUINN

1	--:--	
2	1:38.430	+1.738
3	1:36.692	-
4	1:36.718	+0.026
5	2:06.768	+30.076

(99) Andrew COURTNEY

1	--:--	
2	1:39.598	+1.090
3	1:38.508	-
4	1:39.625	+1.117
5	2:02.725	+24.217

(24) Keith AMOR

1	--:--	
2	1:33.813	+1.458
3	1:32.692	+0.337
4	1:32.355	-
5	1:36.279	+3.924

(110) Tim MAHER

1	--:--	
2	1:36.215	+0.883
3	1:35.332	-
4	1:37.858	+2.526
5	2:19.219	+43.887

(61) John WALSH

1	--:--	
2	1:40.880	+4.162
3	1:37.479	+0.761
4	1:36.718	-
5	2:08.416	+31.698

(29) Ryan McCAY

1	--:--	
2	1:42.732	+4.189
3	1:38.940	+0.397
4	1:38.543	-
5	2:04.230	+25.687

(10) Raymond PORTER

1	--:--	
2	1:36.205	+3.056
3	1:33.150	+0.001
4	1:33.149	-
5	2:11.261	+38.112

(27) Leo FITZGERALD

1	--:--	
2	1:38.398	+2.988
3	1:36.218	+0.808
4	1:35.410	-

(9) Wayne KIRWAN

1	--:--	
2	1:40.130	+3.065
3	1:37.135	+0.070
4	1:37.065	-
5	2:07.456	+30.391

(123) Declan O'MEARA

1	--:--	
2	1:40.440	+1.311
3	1:39.129	-
4	1:39.358	+0.229
5	2:05.930	+26.801

(12) John DONNAN

1	--:--	
2	1:38.760	+4.683
3	1:34.077	-
4	1:38.228	+4.151
5	2:07.346	+33.269

(70) Victor GILMORE

1	--:--	
2	1:41.290	+5.713
3	1:42.153	+6.576
4	1:35.577	-
5	2:03.228	+27.651

(1) Anthony McCOLGAN

1	--:--	
2	1:39.364	+2.047
3	1:38.455	+1.138
4	1:37.317	-
5	2:05.233	+27.916

(23) Andrew BRADY

1	--:--	
2	1:37.331	+3.242
3	1:35.375	+1.286
4	1:34.089	-
5	2:10.678	+36.589

(71) Davy MORGAN

1	--:--	
2	1:35.842	-
3	1:36.957	+1.115
4	1:37.906	+2.064
5	2:16.546	+40.704

(76) Andrew NEILL

1	--:--	
2	1:39.612	+2.231
3	1:37.381	-
4	1:37.719	+0.338
5	2:06.053	+28.672

(35) Trevor FERGUSON

1	--:--	
2	1:38.361	+4.162
3	1:36.448	+2.249
4	1:34.199	-
5	2:08.245	+34.046

(16) John BURROWS

1	--:--	
2	1:41.214	+5.126
3	1:36.088	-
4	1:36.570	+0.482

(30) Wayne KENNEDY

1	--:--	
2	1:39.590	+1.946
3	1:38.413	+0.769
4	1:37.644	-
5	2:08.045	+30.401

(4) Barry DAVIDSON

1	--:--	
2	1:35.639	+1.186
3	1:34.453	-
4	1:37.251	+2.798

(41) James McCULLAGH

1	--:--	
2	1:38.577	+2.422
3	1:36.155	-
4	1:36.400	+0.245
5	2:04.399	+28.244

(20) David COUGHLAN

1	--:--	
2	1:38.315	+0.631
3	1:37.684	-
4	1:38.773	+1.089
5	2:09.087	+31.403

(13) Adrian ARCHIBALD

1	--:--	
2	1:34.979	+0.459
3	1:34.836	+0.316
4	1:34.520	-

(39) James REDPATH

1	--:--	
2	1:37.842	+1.245
3	1:36.711	+0.114
4	1:36.597	-
5	2:09.369	+32.772

(28) Paul GARTLAND

1	--:--	
2	1:39.960	+2.077
3	1:38.178	+0.295
4	1:37.883	-
5	2:11.552	+33.669

(49) Conor CUMMINS

1	--:--	
2	1:37.749	+3.005
3	1:34.744	-
4	1:38.312	+3.568
5	2:15.695	+40.951

(14) Carl RENNIE

1	--:--	
2	1:40.456	+3.829
3	1:37.356	+0.729
4	1:36.627	-
5	2:03.648	+27.021

(34) Dwyer AGNEW

1	--:--	
2	1:38.830	+0.814
3	1:38.016	-
4	1:38.585	+0.569
5	2:19.476	+41.460

THE ROYAL HOTEL & BRAESIDE COOKSTOWN 100

Sorted on Best Lap time

SUPERSPORT 600

Orritor 2.100 Miles

Group B Qualifying

27/04/2007 19:50

Practice

Pos	Class	No.	Name	Machine	Team/Sponsor	Best Tm	Diff	Gap	Best Spd	Lap	Laps	2nd Best
1	600R	72	Kevin FITZPATRICK	Triumph 675		1:32.938	-	-	81.345	4	5	1:33.306
2	600R	44	Craig GIBSON	Yamaha	Leitrim Construction	1:33.500	+0.562	+0.562	80.856	4	5	1:33.526
3	600R	87	Michael WELDON	Yamaha		1:34.313	+1.375	+0.813	80.159	4	5	1:35.638
4	600R	80	Phill ARCHER	Triumph 675		1:35.579	+2.641	+1.266	79.097	4	5	1:37.713
5	600R	161	Robert GORDON	Honda		1:36.785	+3.847	+1.206	78.111	4	5	1:37.482
6	600R	64	Stephen McKNIGHT	Yamaha		1:37.060	+4.122	+0.275	77.890	4	5	1:38.916
7	600R	2	Emlyn HUGHES	Yamaha		1:37.070	+4.132	+0.010	77.882	4	5	1:38.244
8	600R	149	William COWDEN	Honda	Warley	1:37.336	+4.398	+0.266	77.669	4	5	1:37.782
9	600R	127	James McCANN	Suzuki	Noel Tweddle	1:37.572	+4.634	+0.236	77.481	3	5	1:37.942
10	600R	19	Adrian MULLEN	Yamaha		1:37.870	+4.932	+0.298	77.245	4	5	1:38.354
11	600R	51	Andrew BROWN	Honda	Freeway Lift Services	1:38.517	+5.579	+0.647	76.738	4	5	1:40.064
12	600R	26	Dennis BOOTH	Yamaha		1:38.588	+5.650	+0.071	76.683	4	5	1:39.444
13	600R	67	Herbie RONAN	Honda		1:38.764	+5.826	+0.176	76.546	4	5	1:40.047
14	600R	180	David IRVINE	Yamaha		1:38.801	+5.863	+0.037	76.517	4	5	1:38.944
15	600R	69	Peter NEWELL	Yamaha		1:38.988	+6.050	+0.187	76.373	2	5	1:39.057
16	600R	68	Neil VICARS	Honda		1:39.067	+6.129	+0.079	76.312	3	5	1:39.140
17	600R	48	Gareth COSTELLO	Yamaha		1:39.188	+6.250	+0.121	76.219	4	5	1:39.871
18	600R	73	Scott WILSON	Suzuki	PRF Racing	1:39.277	+6.339	+0.089	76.151	4	5	1:39.551
19	600R	31	Eric WILSON	Yamaha		1:39.506	+6.568	+0.229	75.975	4	5	1:40.826
20	600R	82	Lars JONES	Yamaha		1:39.697	+6.759	+0.191	75.830	4	5	1:39.819
21	600R	15	Timmy TURTLE	Yamaha		1:39.863	+6.925	+0.166	75.704	4	5	1:40.386
22	600R	50	James BRESLIN	Kawasaki		1:40.084	+7.146	+0.221	75.537	3	5	1:40.472
23	600R	43	Keith COSTELLO	Kawasaki		1:40.274	+7.336	+0.190	75.393	3	5	1:40.842
24	600R	60	George SCOTT	Honda		1:40.291	+7.353	+0.017	75.381	4	5	1:42.020
25	600R	88	Mark YOUNG	Kawasaki	AutoTech	1:41.428	+8.490	+1.137	74.536	4	5	1:42.011
26	600R	47	David BLACK			1:41.787	+8.849	+0.359	74.273	3	5	1:42.521
27	600R	135	Colin McWHIRTER	Yamaha	Chaos Racing	1:42.143	+9.205	+0.356	74.014	3	5	1:42.426

THE ROYAL HOTEL & BRAESIDE COOKSTOWN 100

SUPERSPORT 600

Orritor 2.100 Miles

Group B Qualifying

27/04/2007 19:50

Practice

(72) Kevin FITZPATRICK			5	2:09.589	+32.017	4	1:39.277	-	3	1:42.143	-
1	--:--		(19) Adrian MULLEN			5	2:07.679	+28.402	4	1:42.426	+0.283
2	1:37.202	+4.264	1	--:--		(31) Eric WILSON			5	2:04.589	+22.446
3	1:33.306	+0.368	2	1:38.354	+0.484	1	--:--				
4	1:32.938	-	3	1:38.468	+0.598	2	1:44.124	+4.618			
5	2:00.477	+27.539	4	1:37.870	-	3	1:40.826	+1.320			
(44) Craig GIBSON			5	2:13.020	+35.150	4	1:39.506	-			
1	--:--		(51) Andrew BROWN			5	2:07.388	+27.882			
2	1:34.491	+0.991	1	--:--		(82) Lars JONES					
3	1:33.526	+0.026	2	1:40.064	+1.547	1	--:--				
4	1:33.500	-	3	1:40.286	+1.769	2	1:40.077	+0.380			
5	2:07.739	+34.239	4	1:38.517	-	3	1:39.819	+0.122			
(87) Michael WELDON			5	2:10.728	+32.211	4	1:39.697	-			
1	--:--		(26) Dennis BOOTH			5	2:11.965	+32.268			
2	1:36.735	+2.422	1	--:--		(15) Timmy TURTLE					
3	1:35.638	+1.325	2	1:39.444	+0.856	1	--:--				
4	1:34.313	-	3	1:39.649	+1.061	2	1:43.577	+3.714			
5	2:06.885	+32.572	4	1:38.588	-	3	1:40.386	+0.523			
(80) Phill ARCHER			5	2:14.405	+35.817	4	1:39.863	-			
1	--:--		(67) Herbie RONAN			5	2:06.845	+26.982			
2	1:38.016	+2.437	1	--:--		(50) James BRESLIN					
3	1:37.713	+2.134	2	1:41.614	+2.850	1	--:--				
4	1:35.579	-	3	1:40.047	+1.283	2	1:40.847	+0.763			
5	1:56.382	+20.803	4	1:38.764	-	3	1:40.084	-			
(161) Robert GORDON			5	1:56.236	+17.472	4	1:40.472	+0.388			
1	--:--		(180) David IRVINE			5	1:56.244	+16.160			
2	1:39.222	+2.437	1	--:--		(43) Keith COSTELLO					
3	1:37.482	+0.697	2	1:38.944	+0.143	1	--:--				
4	1:36.785	-	3	1:39.569	+0.768	2	1:41.539	+1.265			
5	2:04.566	+27.781	4	1:38.801	-	3	1:40.274	-			
(64) Stephen McKNIGHT			5	2:14.916	+36.115	4	1:40.842	+0.568			
1	--:--		(69) Peter NEWELL			5	2:08.205	+27.931			
2	1:38.916	+1.856	1	--:--		(60) George SCOTT					
3	1:42.362	+5.302	2	1:38.988	-	1	--:--				
4	1:37.060	-	3	1:39.246	+0.258	2	1:42.020	+1.729			
5	2:09.617	+32.557	4	1:39.057	+0.069	3	1:43.857	+3.566			
(2) Emlyn HUGHES			5	2:16.040	+37.052	4	1:40.291	-			
1	--:--		(68) Neil VICARS			5	2:11.046	+30.755			
2	1:41.289	+4.219	1	--:--		(88) Mark YOUNG					
3	1:38.244	+1.174	2	1:40.539	+1.472	1	--:--				
4	1:37.070	-	3	1:39.067	-	2	1:42.011	+0.583			
5	2:11.094	+34.024	4	1:39.140	+0.073	3	1:42.319	+0.891			
(149) William COWDEN			5	2:14.956	+35.889	4	1:41.428	-			
1	--:--		(48) Gareth COSTELLO			5	2:13.526	+32.098			
2	1:38.851	+1.515	1	--:--		(47) David BLACK					
3	1:37.782	+0.446	2	1:39.871	+0.683	1	--:--				
4	1:37.336	-	3	1:40.079	+0.891	2	1:43.029	+1.242			
5	2:01.137	+23.801	4	1:39.188	-	3	1:41.787	-			
(127) James McCANN			5	2:08.045	+28.857	4	1:42.521	+0.734			
1	--:--		(73) Scott WILSON			5	2:10.322	+28.535			
2	1:37.942	+0.370	1	--:--		(135) Colin McWHIRTER					
3	1:37.572	-	2	1:39.963	+0.686	1	--:--				
4	1:39.085	+1.513	3	1:39.551	+0.274	2	1:44.442	+2.299			

Printed: 27/04/2007 20:51:05

Licensed to: MCUI

Provisional results subject to confirmation by the Stewards of the Meeting

Orbits 3

Promoted by Cookstown & District MCC

www.amb-it.com

MCUI (Ulster Centre) Timing

www.mylaps.com

www.mcui-uc.org.uk



THE ROYAL HOTEL & BRAESIDE COOKSTOWN 100

SUPERSPORT 600

Orritor 2.100 Miles

Combined Qualifying

Pos	Class	No.	Name	Machine	Team/Sponsor	Overall BestTm	Diff	Gap	R1. Best Tm	R2. Best Tm	R3. Best Tm
1	600R	86	Cameron DONALD	Honda	Wilson Craig	1:29.028	-	-	1:29.028	----	----
2	600R	24	Keith AMOR	Honda	Wilson Craig	1:32.355	+3.327	+3.327	1:32.355	----	----
3	600R	72	Kevin FITZPATRICK	Triumph 675		1:32.938	+3.910	+0.583	----	1:32.938	----
4	600R	10	Raymond PORTER	Kawasaki	McAadoo/Gortreagh Printing	1:33.149	+4.121	+0.211	1:33.149	----	----
5	600R	44	Craig GIBSON	Yamaha	Leitrim Construction	1:33.500	+4.472	+0.351	----	1:33.500	----
6	600R	12	John DONNAN	Yamaha	JD's Motorcycles	1:34.077	+5.049	+0.577	1:34.077	----	----
7	600R	23	Andrew BRADY	Yamaha	GB Racing/Doons Stores	1:34.089	+5.061	+0.012	1:34.089	----	----
8	600R	35	Trevor FERGUSON	Triumph 675		1:34.199	+5.171	+0.110	1:34.199	----	----
9	600R	87	Michael WELDON	Yamaha		1:34.313	+5.285	+0.114	----	1:34.313	----
10	600R	4	Barry DAVIDSON	Honda	Maine Road Racing	1:34.453	+5.425	+0.140	1:34.453	----	----
11	600R	13	Adrian ARCHIBALD	Suzuki	Relentless Suzuki by TAS	1:34.520	+5.492	+0.067	1:34.520	----	----
12	600R	49	Conor CUMMINS	Yamaha	Team Millsport Racing	1:34.744	+5.716	+0.224	1:34.744	----	----
13	600R	18	Shane CONNOR	Yamaha	JD's Motorcycles	1:35.173	+6.145	+0.429	1:35.173	----	----
14	600R	110	Tim MAHER	Kawasaki	Clankes Hardware	1:35.332	+6.304	+0.159	1:35.332	----	----
15	600R	27	Leo FITZGERALD	Suzuki		1:35.410	+6.382	+0.078	1:35.410	----	----
16	600R	70	Victor GILMORE	Yamaha	T Lindsay	1:35.577	+6.549	+0.167	1:35.577	----	----
17	600R	80	Phill ARCHER	Triumph 675		1:35.579	+6.551	+0.002	----	1:35.579	----
18	600R	71	Davy MORGAN	Honda	AutoTech	1:35.842	+6.814	+0.263	1:35.842	----	----
19	600R	16	John BURROWS	Honda	HM Sports Motorhomes	1:36.088	+7.060	+0.246	1:36.088	----	----
20	600R	41	James McCULLAGH	Suzuki		1:36.155	+7.127	+0.067	1:36.155	----	----
21	600R	39	James REDPATH	Yamaha	M.K.	1:36.597	+7.569	+0.442	1:36.597	----	----
22	600R	14	Carl RENNIE	Kawasaki	Hawk Kawasaki	1:36.627	+7.599	+0.030	1:36.627	----	----
23	600R	33	Liam QUINN	Yamaha	Team Racing	1:36.692	+7.664	+0.065	1:36.692	----	----
24	600R	61	John WALSH	Yamaha	Diamond Edge Racing	1:36.718	+7.690	+0.026	1:36.718	----	----
Not classified (from pos 24)											
25	600R	161	Robert GORDON	Honda		1:36.785	+7.757	+0.067	----	1:36.785	----
26	600R	64	Stephen McKNIGHT	Yamaha		1:37.060	+8.032	+0.275	----	1:37.060	----
27	600R	9	Wayne KIRWAN	Yamaha	JD's Motorcycles	1:37.065	+8.037	+0.005	1:37.065	----	----
28	600R	2	Emlyn HUGHES	Yamaha		1:37.070	+8.042	+0.005	----	1:37.070	----
29	600R	1	Anthony McCOLGAN	Suzuki		1:37.317	+8.289	+0.247	1:37.317	----	----
30	600R	149	William COWDEN	Honda	Warley	1:37.336	+8.308	+0.019	----	1:37.336	----
31	600R	76	Andrew NEILL	Yamaha	Moir MRC	1:37.381	+8.353	+0.045	1:37.381	----	----
32	600R	127	James McCANN	Suzuki	Noel Tweddle	1:37.572	+8.544	+0.191	----	1:37.572	----
33	600R	30	Wayne KENNEDY	Suzuki	Rainbow Amusements	1:37.644	+8.616	+0.072	1:37.644	----	----
34	600R	20	David COUGHLAN	Yamaha	ATM Ltd	1:37.684	+8.656	+0.040	1:37.684	----	----
35	600R	19	Adrian MULLEN	Yamaha		1:37.870	+8.842	+0.186	----	1:37.870	----
36	600R	28	Paul GARTLAND	Yamaha		1:37.883	+8.855	+0.013	1:37.883	----	----
37	600R	34	Dwyer AGNEW	Kawasaki	A.I.R.	1:38.016	+8.988	+0.133	1:38.016	----	----
38	600R	99	Andrew COURTNEY	Kawasaki	Team Hardship Racing	1:38.508	+9.480	+0.492	1:38.508	----	----
39	600R	51	Andrew BROWN	Honda	Freeway Lift Services	1:38.517	+9.489	+0.009	----	1:38.517	----
40	600R	29	Ryan McCAY	Triumph 675		1:38.543	+9.515	+0.026	1:38.543	----	----
41	600R	26	Dennis BOOTH	Yamaha		1:38.588	+9.560	+0.045	----	1:38.588	----
42	600R	67	Herbie RONAN	Honda		1:38.764	+9.736	+0.176	----	1:38.764	----
43	600R	180	David IRVINE	Yamaha		1:38.801	+9.773	+0.037	----	1:38.801	----
44	600R	69	Peter NEWELL	Yamaha		1:38.988	+9.960	+0.187	----	1:38.988	----

Name

Name

R1. SUPERSPORT 600 - Group A Qualifying

R2. SUPERSPORT 600 - Group B Qualifying

Printed: 27/04/2007 20:59:10

Licensed to: MCUI

Provisional results subject to confirmation by the Stewards of the Meeting

Orbits 3

Promoted by Cookstown & District MCC

www.amb-it.com

MCUI (Ulster Centre) Timing

www.mylaps.com

www.mcui-uc.org.uk



THE ROYAL HOTEL & BRAESIDE COOKSTOWN 100

SUPERSPORT 600

Orritor 2.100 Miles

Combined Qualifying

Pos	Class	No.	Name	Machine	Team/Sponsor	Overall BestTm	Diff	Gap	R1. Best Tm	R2. Best Tm	R3. Best Tm
45	600R	68	Neil VICARS	Honda		1:39.067	+10.039	+0.079	----	1:39.067	
46	600R	123	Declan O'MEARA	Kawasaki		1:39.129	+10.101	+0.062	1:39.129	----	
47	600R	48	Gareth COSTELLO	Yamaha		1:39.188	+10.160	+0.059	----	1:39.188	
48	600R	73	Scott WILSON	Suzuki	PRF Racing	1:39.277	+10.249	+0.089	----	1:39.277	
49	600R	31	Eric WILSON	Yamaha		1:39.506	+10.478	+0.229	----	1:39.506	
50	600R	82	Lars JONES	Yamaha		1:39.697	+10.669	+0.191	----	1:39.697	
51	600R	15	Timmy TURTLE	Yamaha		1:39.863	+10.835	+0.166	----	1:39.863	
52	600R	50	James BRESLIN	Kawasaki		1:40.084	+11.056	+0.221	----	1:40.084	
53	600R	43	Keith COSTELLO	Kawasaki		1:40.274	+11.246	+0.190	----	1:40.274	
54	600R	60	George SCOTT	Honda		1:40.291	+11.263	+0.017	----	1:40.291	
55	600R	88	Mark YOUNG	Kawasaki	AutoTech	1:41.428	+12.400	+1.137	----	1:41.428	
56	600R	47	David BLACK			1:41.787	+12.759	+0.359	----	1:41.787	
57	600R	135	Colin McWHIRTER	Yamaha	Chaos Racing	1:42.143	+13.115	+0.356	----	1:42.143	

Name

Name

R1. SUPERSPORT 600 - Group A Qualifying

R2. SUPERSPORT 600 - Group B Qualifying

THE ROYAL HOTEL & BRAESIDE COOKSTOWN 100

SUPERSPORT 600

Orritor 2.100 Miles

R7: S.P.Harkness Construction Race B

28/04/2007 13:30

Race (8 Laps)

11	123 26	48 27	73 28	
10		69 24	68 25	C
9	26 21	67 22	180 23	
8	<hr/>			
7	99 16	51 17	29 18	
6		28 14	34 15	B
5	30 11	20 12	19 13	
4	<hr/>			
3	149 6	76 7	127 8	
2		2 4	1 5	A
1	161 1	64 2	9 3	



The Royal Hotel & Braeside Cookstown 100

Supersport 600

Race 7 - S.P. Harkness Construction Race B

Saturday, 28 April 2007



Pos	Class	No	Name	Machine / Sponsor	Gp	Laps	Total Time	Behind	Speed	-----Best Lap-----		
										Time	Speed	On
Race Classification												
1	600R	9	Wayne KIRWAN	Yamaha - JD's Motorcycles	a	8	12:30.337		80.604	1:32.387	81.830	6
2	600R	76	Andrew NEILL	Yamaha - Moira MRC	a	8	12:30.637	0.300	80.572	1:31.867	82.293	8
3	600R	20	David COUGHLAN	Yamaha - ATM Ltd	b	8	12:31.719	1.382	80.456	1:32.803	81.463	8
4	600R	69	Peter NEWELL	Yamaha	c	8	12:33.506	3.169	80.265	1:32.368	81.847	8
5	600R	2	Emlyn HUGHES	Yamaha	a	8	12:34.827	4.490	80.124	1:32.950	81.334	6
6	600R	34	Dwyer AGNEW	Kawasaki - A.I.R.	b	8	12:37.992	7.655	79.790	1:32.851	81.421	3
7	600R	64	Stephen McKNIGHT	Yamaha	a	8	12:39.578	9.241	79.623	1:32.458	81.767	4
8	600R	99	Andrew COURTNEY	Kawasaki - Team Hardship Racing	b	8	12:42.941	12.604	79.272	1:33.201	81.115	7
9	600R	29	Ryan McCAY	Triumph 675	b	8	12:44.149	13.812	79.147	1:33.636	80.738	8
10	600R	49	William COWDEN	Honda - Warley	a	8	12:49.553	19.216	78.591	1:34.402	80.083	7
11	600R	73	Scott WILSON	Suzuki - PRF Racing	c	8	12:51.192	20.855	78.424	1:35.108	79.489	5
12	600R	26	Dennis BOOTH	Yamaha	c	8	12:51.504	21.167	78.392	1:34.806	79.742	6
13	600R	123	Declan O'MEARA	Kawasaki	c	8	12:51.760	21.423	78.366	1:34.892	79.670	6
14	600R	1	Anthony McCOLGAN	Suzuki	a	8	12:52.459	22.122	78.295	1:33.528	80.831	7
15	600R	61	Robert GORDON	Honda	a	8	12:54.407	24.070	78.098	1:35.467	79.190	8
16	600R	48	Gareth COSTELLO	Yamaha	c	8	12:55.076	24.739	78.031	1:35.198	79.413	6
17	600R	28	Paul GARTLAND	Yamaha	b	8	12:56.974	26.637	77.840	1:35.574	79.101	4
18	600R	30	Wayne KENNEDY	Suzuki - Rainbow Amusements	b	8	12:57.311	26.974	77.807	1:35.018	79.564	4
19	600R	19	Adrian MULLEN	Yamaha	b	8	12:58.087	27.750	77.729	1:34.751	79.788	8
20	600R	51	Andrew BROWN	Honda - Freeway Lift Services	b	8	13:00.967	30.630	77.442	1:35.358	79.280	5
21	600R	68	Neil VICARS	Honda	c	8	13:01.064	30.727	77.433	1:36.090	78.676	2
22	600R	67	Herbie RONAN	Honda	c	8	13:08.634	38.297	76.690	1:36.009	78.743	6
23	600R	180	David IRVINE	Yamaha	c	8	13:17.187	46.850	75.867	1:37.734	77.353	6


Fastest Lap

600R	76	Andrew NEILL	Yamaha - Moira MRC	a						1:31.867	82.293	8
------	----	--------------	--------------------	---	--	--	--	--	--	----------	--------	---

Not Classified

DNF	600R	127	James McCANN	Suzuki - Noel Tweddle	a	6	9:48.472	2 Laps	77.081	1:35.124	79.475	3
------------	------	-----	--------------	-----------------------	---	---	----------	--------	--------	----------	--------	---

These Results are provisional and are subject to ratification by the Stewards of the Meeting.

Track	Orritor	Signed		Organising Club	Cookstown & District MCC
Length(miles)	2.1000		Chief Timekeeper	Warmup Started	
Weather	Sunny	Issued At:		Race Started	14:34:39.475
Track	Dry			Gp Time Diff - b	14.93 / c 30.69

MCUI
Ulster Centre
Timing
www.mcui-uc.org.uk



2&4
WHEEL MOTORSPORT
STEERING GROUP LTD.

x nitec
SOLUTIONS



Supersport 600

Race 7 - S.P. Harkness Construction Race B

Saturday, 28 April 2007

Supersport 600

Race Classification

1 9 Wayne KIRWAN

Total Time **12:30.337** Avg Speed **80.604** Behind
Best Time **1:32.387** Best Speed **81.830** On **6** Gp **a**

Lap	Elapsed Time	Lap Time	Lap Speed
1	1:38.992	1:38.992	76.370
2	3:12.072	1:33.080	81.220
3	4:45.270	1:33.198	81.118
4	6:18.869	1:33.599	80.770
5	7:52.787	1:33.918	80.496
6	9:25.174	1:32.387	81.830
7	10:57.624	1:32.450	81.774
8	12:30.337	1:32.713	81.542

2 76 Andrew NEILL

Total Time **12:30.637** Avg Speed **80.572** Behind **0.300**
Best Time **1:31.867** Best Speed **82.293** On **8** Gp **a**

Lap	Elapsed Time	Lap Time	Lap Speed
1	1:40.557	1:40.557	75.181
2	3:14.513	1:33.956	80.463
3	4:47.812	1:33.299	81.030
4	6:20.738	1:32.926	81.355
5	7:54.033	1:33.295	81.033
6	9:26.678	1:32.645	81.602
7	10:58.770	1:32.092	82.092
8	12:30.637	1:31.867	82.293

3 20 David COUGHLAN

Total Time **12:31.719** Avg Speed **80.456** Behind **1.382**
Best Time **1:32.803** Best Speed **81.463** On **8** Gp **b**

Lap	Elapsed Time	Lap Time	Lap Speed
1	1:38.060	1:38.060	77.096
2	3:11.362	1:33.302	81.027
3	4:44.389	1:33.027	81.267
4	6:17.885	1:33.496	80.859
5	7:52.220	1:34.335	80.140
6	9:25.560	1:33.340	80.994
7	10:58.916	1:33.356	80.980
8	12:31.719	1:32.803	81.463

4 69 Peter NEWELL

Total Time **12:33.506** Avg Speed **80.265** Behind **3.169**
Best Time **1:32.368** Best Speed **81.847** On **8** Gp **c**

Lap	Elapsed Time	Lap Time	Lap Speed
1	1:38.756	1:38.756	76.552
2	3:11.398	1:32.642	81.604
3	4:45.723	1:34.325	80.148
4	6:18.165	1:32.442	81.781
5	7:52.127	1:33.962	80.458
6	9:27.664	1:35.537	79.132
7	11:01.138	1:33.474	80.878
8	12:33.506	1:32.368	81.847

Supersport 600

Race Classification

5 2 Emlyn HUGHES

Total Time **12:34.827** Avg Speed **80.124** Behind **4.490**
Best Time **1:32.950** Best Speed **81.334** On **6** Gp **a**

Lap	Elapsed Time	Lap Time	Lap Speed
1	1:38.782	1:38.782	76.532
2	3:12.967	1:34.185	80.268
3	4:46.322	1:33.355	80.981
4	6:20.326	1:34.004	80.422
5	7:53.472	1:33.146	81.163
6	9:26.422	1:32.950	81.334
7	11:00.751	1:34.329	80.145
8	12:34.827	1:34.076	80.361

6 34 Dwyer AGNEW

Total Time **12:37.992** Avg Speed **79.790** Behind **7.655**
Best Time **1:32.851** Best Speed **81.421** On **3** Gp **b**

Lap	Elapsed Time	Lap Time	Lap Speed
1	1:39.921	1:39.921	75.660
2	3:13.118	1:33.197	81.118
3	4:45.969	1:32.851	81.421
4	6:19.434	1:33.465	80.886
5	7:55.323	1:35.889	78.841
6	9:29.106	1:33.783	80.612
7	11:04.238	1:35.132	79.469
8	12:37.992	1:33.754	80.637

7 64 Stephen McKNIGHT

Total Time **12:39.578** Avg Speed **79.623** Behind **9.241**
Best Time **1:32.458** Best Speed **81.767** On **4** Gp **a**

Lap	Elapsed Time	Lap Time	Lap Speed
1	1:43.691	1:43.691	72.909
2	3:19.665	1:35.974	78.771
3	4:54.761	1:35.096	79.499
4	6:27.219	1:32.458	81.767
5	7:59.931	1:32.712	81.543
6	9:32.774	1:32.843	81.428
7	11:05.772	1:32.998	81.292
8	12:39.578	1:33.806	80.592

8 99 Andrew COURTNEY

Total Time **12:42.941** Avg Speed **79.272** Behind **12.604**
Best Time **1:33.201** Best Speed **81.115** On **7** Gp **b**

Lap	Elapsed Time	Lap Time	Lap Speed
1	1:45.629	1:45.629	71.571
2	3:20.944	1:35.315	79.316
3	4:56.215	1:35.271	79.353
4	6:29.749	1:33.534	80.826
5	8:02.955	1:33.206	81.111
6	9:36.362	1:33.407	80.936
7	11:09.563	1:33.201	81.115
8	12:42.941	1:33.378	80.961

Supersport 600

Race 7 - S.P. Harkness Construction Race B

Saturday, 28 April 2007

Supersport 600

Race Classification

9 **29 Ryan McCAY**

Total Time **12:44.149** Avg Speed **79.147** Behind **13.812**
 Best Time **1:33.636** Best Speed **80.738** On **8** Gp **b**

Lap	Elapsed Time	Lap Time	Lap Speed
1	1:42.889	1:42.889	73.477
2	3:17.380	1:34.491	80.008
3	4:52.658	1:35.278	79.347
4	6:27.233	1:34.575	79.937
5	8:02.102	1:34.869	79.689
6	9:36.082	1:33.980	80.443
7	11:10.513	1:34.431	80.058
8	12:44.149	1:33.636	80.738

10 **49 William COWDEN**

Total Time **12:49.553** Avg Speed **78.591** Behind **19.216**
 Best Time **1:34.402** Best Speed **80.083** On **7** Gp **a**

Lap	Elapsed Time	Lap Time	Lap Speed
1	1:44.235	1:44.235	72.528
2	3:20.789	1:36.554	78.298
3	4:55.916	1:35.127	79.473
4	6:31.246	1:35.330	79.303
5	8:05.671	1:34.425	80.064
6	9:40.329	1:34.658	79.866
7	11:14.731	1:34.402	80.083
8	12:49.553	1:34.822	79.728

11 **73 Scott WILSON**

Total Time **12:51.192** Avg Speed **78.424** Behind **20.855**
 Best Time **1:35.108** Best Speed **79.489** On **5** Gp **c**

Lap	Elapsed Time	Lap Time	Lap Speed
1	1:41.866	1:41.866	74.215
2	3:17.805	1:35.939	78.800
3	4:53.289	1:35.484	79.176
4	6:29.711	1:36.422	78.405
5	8:04.819	1:35.108	79.489
6	9:40.131	1:35.312	79.318
7	11:15.643	1:35.512	79.152
8	12:51.192	1:35.549	79.122

12 **26 Dennis BOOTH**

Total Time **12:51.504** Avg Speed **78.392** Behind **21.167**
 Best Time **1:34.806** Best Speed **79.742** On **6** Gp **c**

Lap	Elapsed Time	Lap Time	Lap Speed
1	1:42.349	1:42.349	73.865
2	3:17.267	1:34.918	79.648
3	4:52.756	1:35.489	79.171
4	6:30.029	1:37.273	77.719
5	8:06.050	1:36.021	78.733
6	9:40.856	1:34.806	79.742
7	11:16.181	1:35.325	79.308
8	12:51.504	1:35.323	79.309

Supersport 600

Race Classification

13 **123 Declan O'MEARA**

Total Time **12:51.760** Avg Speed **78.366** Behind **21.423**
 Best Time **1:34.892** Best Speed **79.670** On **6** Gp **c**

Lap	Elapsed Time	Lap Time	Lap Speed
1	1:42.802	1:42.802	73.539
2	3:19.209	1:36.407	78.418
3	4:54.937	1:35.728	78.974
4	6:30.528	1:35.591	79.087
5	8:06.536	1:36.008	78.743
6	9:41.428	1:34.892	79.670
7	11:16.657	1:35.229	79.388
8	12:51.760	1:35.103	79.493

14 **1 Anthony McCOLGAN**

Total Time **12:52.459** Avg Speed **78.295** Behind **22.122**
 Best Time **1:33.528** Best Speed **80.831** On **7** Gp **a**

Lap	Elapsed Time	Lap Time	Lap Speed
1	1:43.490	1:43.490	73.051
2	3:19.549	1:36.059	78.702
3	4:55.656	1:36.107	78.662
4	6:31.481	1:35.825	78.894
5	8:07.830	1:36.349	78.465
6	9:43.610	1:35.780	78.931
7	11:17.138	1:33.528	80.831
8	12:52.459	1:35.321	79.311

15 **61 Robert GORDON**

Total Time **12:54.407** Avg Speed **78.098** Behind **24.070**
 Best Time **1:35.467** Best Speed **79.190** On **8** Gp **a**

Lap	Elapsed Time	Lap Time	Lap Speed
1	1:42.780	1:42.780	73.555
2	3:19.162	1:36.382	78.438
3	4:54.637	1:35.475	79.183
4	6:30.977	1:36.340	78.472
5	8:07.107	1:36.130	78.644
6	9:43.416	1:36.309	78.497
7	11:18.940	1:35.524	79.142
8	12:54.407	1:35.467	79.190

16 **48 Gareth COSTELLO**

Total Time **12:55.076** Avg Speed **78.031** Behind **24.739**
 Best Time **1:35.198** Best Speed **79.413** On **6** Gp **c**

Lap	Elapsed Time	Lap Time	Lap Speed
1	1:45.924	1:45.924	71.372
2	3:22.299	1:36.375	78.444
3	4:57.503	1:35.204	79.408
4	6:32.705	1:35.202	79.410
5	8:08.049	1:35.344	79.292
6	9:43.247	1:35.198	79.413
7	11:19.099	1:35.852	78.872
8	12:55.076	1:35.977	78.769

Supersport 600

Race 7 - S.P. Harkness Construction Race B

Saturday, 28 April 2007

Supersport 600

Race Classification

17 28 Paul GARTLAND

Total Time **12:56.974** Avg Speed **77.840** Behind **26.637**
 Best Time **1:35.574** Best Speed **79.101** On **4** Gp **b**

Lap	Elapsed Time	Lap Time	Lap Speed
1	1:43.237	1:43.237	73.230
2	3:20.326	1:37.089	77.867
3	4:55.964	1:35.638	79.048
4	6:31.538	1:35.574	79.101
5	8:07.201	1:35.663	79.027
6	9:43.158	1:35.957	78.785
7	11:19.871	1:36.713	78.169
8	12:56.974	1:37.103	77.855

18 30 Wayne KENNEDY

Total Time **12:57.311** Avg Speed **77.807** Behind **26.974**
 Best Time **1:35.018** Best Speed **79.564** On **4** Gp **b**

Lap	Elapsed Time	Lap Time	Lap Speed
1	1:42.753	1:42.753	73.574
2	3:20.709	1:37.956	77.178
3	4:57.013	1:36.304	78.501
4	6:32.031	1:35.018	79.564
5	8:07.424	1:35.393	79.251
6	9:44.058	1:36.634	78.233
7	11:20.776	1:36.718	78.165
8	12:57.311	1:36.535	78.314

19 19 Adrian MULLEN

Total Time **12:58.087** Avg Speed **77.729** Behind **27.750**
 Best Time **1:34.751** Best Speed **79.788** On **8** Gp **b**

Lap	Elapsed Time	Lap Time	Lap Speed
1	1:45.524	1:45.524	71.642
2	3:22.045	1:36.521	78.325
3	4:58.715	1:36.670	78.204
4	6:35.119	1:36.404	78.420
5	8:11.318	1:36.199	78.587
6	9:46.822	1:35.504	79.159
7	11:23.336	1:36.514	78.331
8	12:58.087	1:34.751	79.788

20 51 Andrew BROWN

Total Time **13:00.967** Avg Speed **77.442** Behind **30.630**
 Best Time **1:35.358** Best Speed **79.280** On **5** Gp **b**

Lap	Elapsed Time	Lap Time	Lap Speed
1	1:44.226	1:44.226	72.535
2	3:26.013	1:41.787	74.273
3	5:02.260	1:36.247	78.548
4	6:37.654	1:35.394	79.250
5	8:13.012	1:35.358	79.280
6	9:48.840	1:35.828	78.891
7	11:25.146	1:36.306	78.500
8	13:00.967	1:35.821	78.897

Supersport 600

Race Classification

21 68 Neil VICARS

Total Time **13:01.064** Avg Speed **77.433** Behind **30.727**
 Best Time **1:36.090** Best Speed **78.676** On **2** Gp **c**

Lap	Elapsed Time	Lap Time	Lap Speed
1	1:45.588	1:45.588	71.599
2	3:21.678	1:36.090	78.676
3	4:58.859	1:37.181	77.793
4	6:35.308	1:36.449	78.383
5	8:11.932	1:36.624	78.241
6	9:48.066	1:36.134	78.640
7	11:24.782	1:36.716	78.167
8	13:01.064	1:36.282	78.519

22 67 Herbie RONAN

Total Time **13:08.634** Avg Speed **76.690** Behind **38.297**
 Best Time **1:36.009** Best Speed **78.743** On **6** Gp **c**

Lap	Elapsed Time	Lap Time	Lap Speed
1	1:47.562	1:47.562	70.285
2	3:25.899	1:38.337	76.878
3	5:04.009	1:38.110	77.056
4	6:42.142	1:38.133	77.038
5	8:18.747	1:36.605	78.257
6	9:54.756	1:36.009	78.743
7	11:32.025	1:37.269	77.723
8	13:08.634	1:36.609	78.254

23 180 David IRVINE

Total Time **13:17.187** Avg Speed **75.867** Behind **46.850**
 Best Time **1:37.734** Best Speed **77.353** On **6** Gp **c**

Lap	Elapsed Time	Lap Time	Lap Speed
1	1:45.401	1:45.401	71.726
2	3:25.023	1:39.622	75.887
3	5:03.285	1:38.262	76.937
4	6:41.959	1:38.674	76.616
5	8:19.950	1:37.991	77.150
6	9:57.684	1:37.734	77.353
7	11:37.017	1:39.333	76.108
8	13:17.187	1:40.170	75.472

Not Classified

DNF 127 James McCANN

Total Time **9:48.472** Avg Speed **77.081** Behind **2 Laps**
 Best Time **1:35.124** Best Speed **79.475** On **3** Gp **a**

Lap	Elapsed Time	Lap Time	Lap Speed
1	1:44.928	1:44.928	72.049
2	3:21.744	1:36.816	78.086
3	4:56.868	1:35.124	79.475
4	6:32.768	1:35.900	78.832
5	8:10.208	1:37.440	77.586
6	9:48.472	1:38.264	76.936